



MIGZONE AIR WELDGUARD SERIES

MZ-AWG

air and watercooled fume extraction MIG/MAG-Torches

The compact, ergonomic MIG/MAG smoke extraction torch from the MIGZONE AiR WeldGuard series is the perfect solution for welders who prioritize efficiency, comfort, and safety. Its streamlined design and ergonomic construction allow for effortless handling and precise control during the welding process.

Thanks to its effective smoke extraction system, the MIGZONE AiR WeldGuard torch minimizes exposure to welding fumes, creating a healthier work environment for the operator. By reducing smoke and harmful particles, it not only enhances air quality but also mitigates the risk of health issues.

The torch's convenient size makes it ideal for use in confined workspaces or hard-to-reach areas. Additionally, its ergonomic design ensures comfortable handling over extended periods, minimizing fatigue.

Overall, the smoke extraction torch from the MIGZONE AiR WeldGuard series offers an optimal blend of performance, comfort, and safety, making it an indispensable tool for professional welders who demand the highest standards from their equipment.

- Technical data according to CE EN 60 974-7
- New Fume Extraction concept
- U/D Module
- Premium components installed



Torches

35
%DC

MZ-AWG (model)	Mixed Gas M21 (EN 60974-7)	Ø (in mm)	Page
260G	260 A	0.8 - 1.2	3

60
%DC

MZ-AWG (model)	Mixed Gas M21 (EN 60974-7)	Ø (in mm)	Page
300W	300 A	0.8 - 1.2	6

MIGZONE MZ-AWG – complete torches and accessories

Structure of the SKU for a complete torch package

2 260 A 4 0 1 0 0

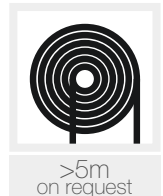



Torch Model Cable Package Length Switch Type Connector Type

i This Example: MZ-AWG 260G cpl. with 4m cable package, blind switch and Euro-connection

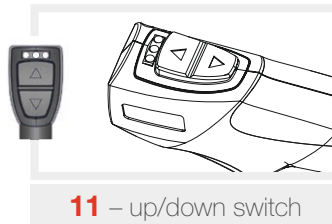
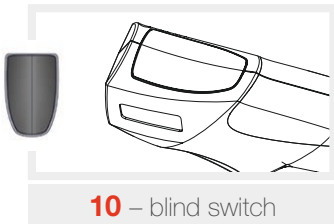
Torch Options – 2XXXAx0xxx




Cable Package Length Options – 2xxxAX0xxx



Switch Options – 2xxxAx0XXx



Connector Options – 2xxxAx0xxX



i Additional connection types

Other machine connections are available on request.

Optional

AiR WeldGuard
**FRONT END CONSUMABLES
STARTER KIT**

Ordering Number
9940000242

Content

- 1 x 24104085 **Centering unit**
- 5 x 0191501 **O-Ring**
- 3 x 2410707 AiR WeldGuard **gas diffuser**
- 5 x 2410610 **Contact Tip M8x30, Ø1,0mm**
- 5 x 2410612 **Contact Tip M8x30, Ø1,2mm**
- 2 x 20016004 AiR WeldGuard **gas nozzle**
- 1 x 05506041 heat-resistance **exhaust hose**
- 1 x 75105105 **Siliconpaste**

i Extraction hoses not included

The extraction hose is **not included** in the complete torch packages mentioned above. If you need an exhaust hose you can order a single unit. Please also try the starter kit on the left.

Ordering Number
On Page 9



MIGZONE AIR WELDGUARD SERIES

MZ-AWG 260G

MIGZONE®
TORCHES35
%DC0,8
-
1,2
mm260
A MIX53m³
/hour11,2
kPa

MIGZONE MZ-AWG Series – aircooled MIG/MAG-Torch

DIN Norm

Technical data according to CE EN 60 974-7

The Trigger

U/D Module (Option)

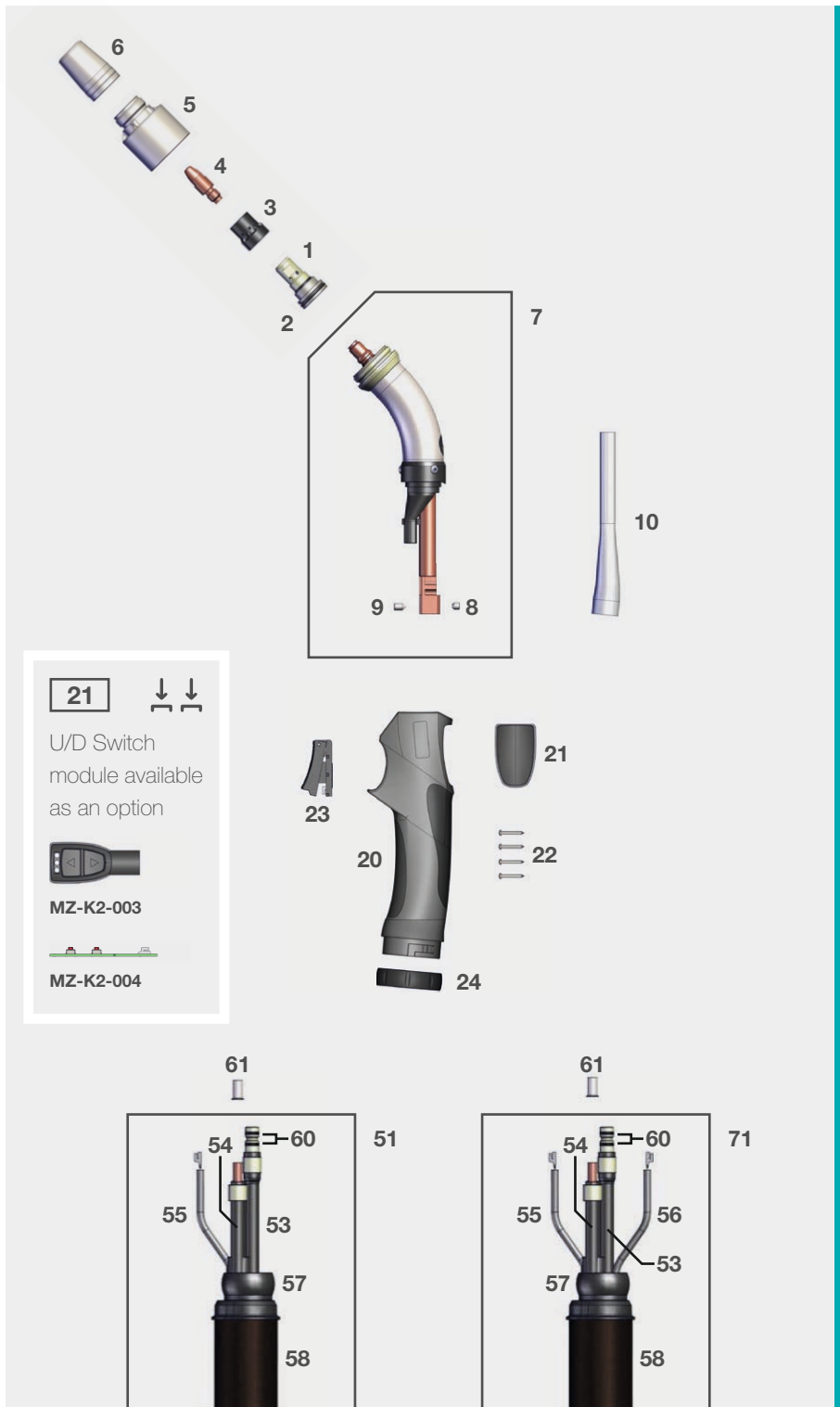
The Concept

New Fume Extraction design blend of performance, comfort, and safety

The Gun and Cable

Premium components installed

MIGZONE MZ-AWG 260G – aircooled MIG/MAG-Torch



21 U/D Switch module available as an option

MZ-K2-003

MZ-K2-004

Torch Front Group

1 Centering unit with tip adapter L = 32mm (Brass)	24104085	
2 O-Ring, heavy duty 19x1,5mm	0191501	
3 Gas Diffuser AIR WeldGuard	2410707	
4 Contact tip M8x30	Pro	Eco
ECu	24106xx	24106xxL
CuCrZr	24176xx	24176xxL
for Alu	24166xx	-

i Tips available in Ø 0,8 / 0,9 / 1,0 / 1,2
Please insert wire diameter at **xx**.
Example Ø **1,0** mm is: 10; Art.-No.: = 2410610

5 Extraction Nozzle L = 42mm	1010305010	
6 Gas Nozzle screw-on L = 35mm conical NW15 Swan neck incl. extraction bend 260G	20016004	
7 45°complete	2260A100	
8 Set screw M5x5	000F247	
9 Set screw M5x8	000F248	
10 Exhaust duct guide hose Heat-resistant	05506041	

Handle Group

20 MIG-Handle MZ-K2, grey left + right half	21140012V1	
21 Neutral top MZ-K2	MZ-K2-002	
22 Screw for Handle	MZ-K2-005	
23 Trigger cpl. MZ-K2	MZ-K2-006	
24 Nut for Handle MZ-K2	MZ-K2-007	

Cable Group

57 Ball joint complete	4505024031	
58 Leather 2m complete	ARLS-38M-2S	
60 O-Ring 7x1,2mm	0171200	
61 Ferrule	AR4013-16	
* Extraction hose 2m	0550522-2	
* Single Ear Clamp D = 27,0 for extraction hose	0321270	


***** Parts marked with * are not shown in the images on the left

Cable Group

Part	3m	4m	5m
51 Cable Assembly MZ-AWG cpl.	24138A30	24138A40	24138A50
71 Cable Assembly MZ-AWG up/down cpl.	24138A31	24138A41	24138A51

53 Outer Liner MZ-AWG cpl.	24146A30	24146A40	24146A50
54 Power Cable 16mm² cpl.	24147A30	24147A40	24147A50
55 Control Cable MZ-AWG cpl. flat to male	24144M30	24144M40	24144M50
56 Control Cable MZ-AWG cpl. flat to none	24144M31	24144M41	24144M51

MIGZONE MZ-AWG 260G – aircooled MIG/MAG-Torch



Cable Group

52	Cover hose cpl. 40m	WS-2
58	Leather 2m complete	ARLS-38M-2S
59	Connector for extraction hose	10103056
60	O-Ring 7x1,2mm	0171200
61	Ferrules	AR4013-16
62	electrical connector Male, insulated	2155200
*	Extraction hose 2m	0550522-2
*	Single Ear Clamp D = 27,0 for extraction hose	0321270
81	Cable Support Spring	2411611
82	Plug Housing without nut	2411600S1
	Cap for gun plug housing	
83	standard	ZA-69
84	with hole	6051603
90	Euro-connector air-cooled	2151506
	Nut	
86	Plug	ZA-14
91	Union	2151501
93	Electrical Connector Female, insulated	2155100
	Screw	
85	for Gun Plug Body	ZA-11
92	Set M5x5	000F247
94	Set M5x8	000F248

* Parts marked with * are not shown in the images on the left

MIGZONE AIR WELDGUARD SERIES

MZ-AWG 300W

MIGZONE®
TORCHES60
%DC0,8
-
1,2
mm300
A MIX53m³
/hour11,2
kPa

MIGZONE MZ-AWG Series – watercooled MIG/MAG-Torch

DIN Norm

Technical data according to CE EN 60 974-7

The Concept

New Fume Extraction design blend of performance, comfort, and safety


The Trigger

U/D Module (Option)

The Gun and Cable

Premium components installed

MIGZONE MZ-AWG 300W – watercooled MIG/MAG-Torch



21  

U/D Switch module available as an option



MZ-K2-003



MZ-K2-004

Torch Front Group

1	Centering unit with tip adapter	
	L = 32mm (Brass)	24104085
2	O-Ring, heavy duty	
	19x1,5mm	0191501
3	Gas Diffuser	
	AIR WeldGuard	2410707
4	Contact tip M8x30	Pro Eco
	ECu	24106xx 24106xxL
	CuCrZr	24176xx 24176xxL
	for Alu	24166xx -

i Tips available in Ø 0,8 / 0,9 / 1,0 / 1,2
Please insert wire diameter at **xx**.
Example Ø 1,0 mm is: 10; Art.-No.: = 2410610

5	Extraction Nozzle	
	L = 42mm	1010305010
6	Gas Nozzle screw-on L = 35mm	
	conical NW15	20016004
	Swan neck incl. extraction bend 300W	
7	45°complete	2300A100
8	Set screw M5x5	000F247
10	Exhaust duct guide hose	
	Heat-resistant	05506041

Handle Group

20	MIG-Handle MZ-K2, grey	
	left + right half	21140012V1
21	Neutral top	
	MZ-K2	MZ-K2-002
22	Screw for	
	Handle	MZ-K2-005
23	Trigger cpl.	
	MZ-K2	MZ-K2-006
24	Nut for	
	Handle MZ-K2	MZ-K2-007

Cable Group

57	Ball joint	
	complete	4505024031
58	Leather	
	2m complete	ARLS-38M-2S
60	O-Ring	
	7x1,2mm	0171200

* Extraction hose
2m **0550522-2**

* Single Ear Clamp
D = 27,0 for extraction hose **0321270**


***** Parts marked with * are not shown in the images on the left

Cable Group

Part	3m	4m	5m
51 Cable Assembly MZ-AWG cpl.	24139A30	24139A40	24139A50
71 Cable Assembly MZ-AWG up/down cpl.	24139A31	24139A41	24139A41

53 Outer Liner MZ-AWG cpl.	24146A30	24146A40	24146A50
54 Power Cable cpl.	24141A30	24141A40	24141A50
55 Control Cable MZ-AWG cpl. flat to male	24144M30	24144M40	24144M50
56 Control Cable MZ-AWG cpl. flat to none	24144M31	24144M41	24144M51

MIGZONE MZ-AWG 300W – watercooled MIG/MAG-Torch

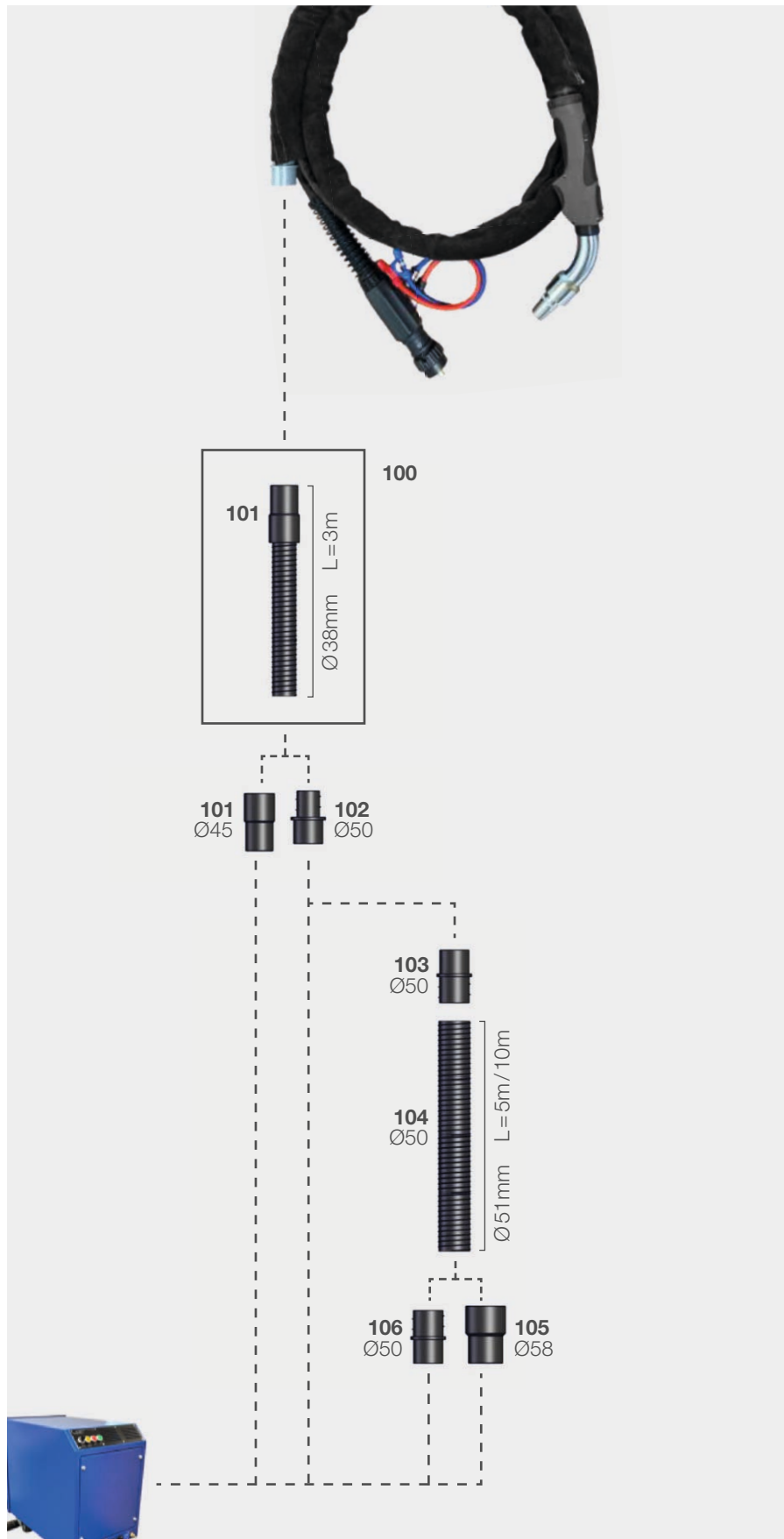


Cable Group

52	Cover hose cpl. 40m	WS-2
58	Leather 2m complete	ARLS-38M-2S
59	Connector for extraction hose	10103056
60	O-Ring 7x1,2mm	0171200
62	electrical connector Male, insulated	2155200
*	Extraction hose 2m	0550522-2
*	Single Ear Clamp D = 27,0 for extraction hose	0321270
81	Cable Support Spring	2411611
82	Plug Housing without nut Kink protection 3-T	2411600S1
83	Rubber	6051610
86	Single Ear Clamp D = 10,0	10.0GER
87	Water hose nipple NW5 Water Hose Ø5,0x1,5mm	T0535
88	blue	RMF-120
88	red	RMF-118
	Water Stop	
89	blue	TZ-Kappe-1
89	red	TZ-Kappe-2
90	Euro-connector water-cooled	70615052
	Nut	
85	Plug	ZA-14
91	Union	2151501
93	Electrical Connector Female, insulated	2155100
	Screw	
84	M4x6 for Gun Plug Body	ZA-11
92	Set M5x5	000F247

* Parts marked with * are not shown in the images on the left

MIGZONE MZ-AWG – Extraction hoses and extraction accessories



Group: Extraction		
100	Extraction hose LW38mm L = 3m with extraction adapter	0550501-3S1
	Extraction adapter	
101	Ø45 for Ø38mm hose	10103054
105	Ø58 for Ø51mm hose	101030540
	Coupling Ø50	
102	male for Ø38mm hose	101030580
103	female for Ø51mm hose	101030582
106	male for Ø50mm hose	101030581
	Extraction hose LW51	
103	L=5m	0550501-5
	L=10m	0550501-10

i **Extraction unit**

Conventional extraction units can be equipped with different connection piece diameters depending on the manufacturer.

MIGZONE MZ-AWG – Liners for Euro connection




Liner length

35320X0K

i X – Specify the desired length for wire conduits and liners. Available in **3/4/5m**. Contact us for different length.




Steel liners, insulated – for Euro-connection

(Carbon steel, G3Si1, G4Si1, SG2, SG1 etc.)

Model	Wire-Ø [mm]	Dimension [mm]	Collet (PU = 10)	Brass liner 0,3 m with sleeve	Liner complete	Bundle (50m)
blue 	0,8 – 1,0	1,5 x 4,0	2155645	-	34415X0	3441500
red 	0,9 – 1,2	2,0 x 4,0		-	34420X0	3442000
yellow 	1,2 – 1,6	2,5 x 4,0		-	34425X0	3442500




Combi PTFE liners – for Euro connection

(Aluminum (AlMg, AlSi etc.), Stainless steel (chrome-nickel, VA, V2A etc.), Special alloys (CuSi etc.), Carbon steel (G3Si1, SG2 etc.))

Model	Wire-Ø [mm]	Dimension [mm]	Collet (PU = 10)	Brass liner 0,3 m with sleeve	Liner complete	Bundle (100m)
blue 	0,8 – 1,0	1,5 x 4,0	2155740	3412200300	34115X0K	3411500
red 	0,9 – 1,2	2,0 x 4,0			34120X0K	3412000
yellow 	1,2 – 1,6	2,7 x 4,7	2415747	3452200300	34727X0K	3472700




Combi Carbon PTFE liners – for Euro connection

(Carbon steel (G3Si1, SG2 etc.), Special alloys (CuSi etc.), conditional aluminum (AlMg, AlSi etc.))

Model	Wire-Ø [mm]	Dimension [mm]	Collet (PU = 10)	Brass liner 0,3 m with sleeve	Liner complete	Bundle (100m)
black 	0,8 – 1,0	1,5 x 4,0	2155740	3412200300	35115X0K	3511500
black 	1,0 – 1,2	2,0 x 4,0			35120X0K	3512000
black 	1,2 – 1,6	2,7 x 4,7	2415747	3452200300	35727X0K	3572700

Combi PA liners – for Euro connection

(Carbon steel (G3Si1, SG2 etc.), Special alloys (CuSi etc.), conditional aluminum (AlMg, AlSi etc.))

Model	Wire-Ø [mm]	Dimension [mm]	Collet (PU = 10)	Brass liner 0,3 m with sleeve	Liner complete	Bundle (200m)
grey 	0,6 – 0,9	1,4 x 4,0	2155740	3412200300	35314X0K	3531400
grey 	0,8 – 1,2	2,0 x 4,0			35320X0K	3522000-200
grey 	1,2 – 1,6	2,3 x 4,7	2415747	3452200300	35323X0K	3532300-200

i O-Rings for all Combi liners – Part No. 0031500 (PU = 10)