



## MIGZONE AIR WELDGUARD SERIES

**MZ-AWG**

air and watercooled fume extraction MIG/MAG-Torches

The compact, ergonomic MIG/MAG smoke extraction torch from the MIGZONE AiR WeldGuard series is the perfect solution for welders who prioritize efficiency, comfort, and safety. Its streamlined design and ergonomic construction allow for effortless handling and precise control during the welding process.

Thanks to its effective smoke extraction system, the MIGZONE AiR WeldGuard torch minimizes exposure to welding fumes, creating a healthier work environment for the operator. By reducing smoke and harmful particles, it not only enhances air quality but also mitigates the risk of health issues.

The torch's convenient size makes it ideal for use in confined workspaces or hard-to-reach areas. Additionally, its ergonomic design ensures comfortable handling over extended periods, minimizing fatigue.

Overall, the smoke extraction torch from the MIGZONE AiR WeldGuard series offers an optimal blend of performance, comfort, and safety, making it an indispensable tool for professional welders who demand the highest standards from their equipment.

- Technical data according to CE EN 60 974-7
- New Fume Extraction concept
- U/D Module
- Premium components installed



## Torches

35  
%DC**MZ-AWG**  
(model)**Mixed Gas M21**  
(EN 60974-7)Ø  
(in mm)

Page

**260G**

260 A

0.8 - 1.2

4

60  
%DC**MZ-AWG**  
(model)**Mixed Gas M21**  
(EN 60974-7)Ø  
(in mm)

Page

**300W**

300 A

0.8 - 1.2

7

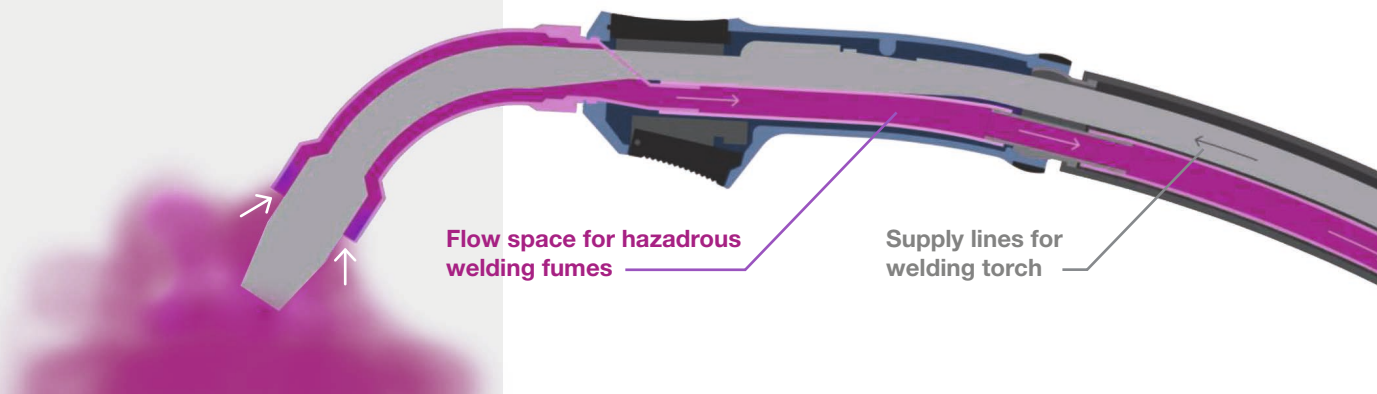
## MIGZONE MZ-AWG – Fume extraction principle

### AiR WeldGuard®

Its unique functional principle with closed flow chamber protects:

- Welder
- Maintenance technician
- Electronics
- Components
- Budget

The separate flow chamber significantly increases the service life of the welding fume extraction torch!



Conventional fume extraction torch



## MIGZONE MZ-AWG – complete torches and accessories

Structure of the SKU for a complete torch package

**2 260 A 4 0 1 0 0**

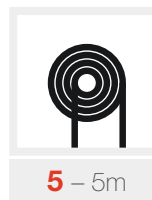


Torch Model      Cable Package Length      Switch Type      Connector Type

**i** This Example: MZ-AWG 260G cpl. with 4m cable package, blind switch and Euro-connection

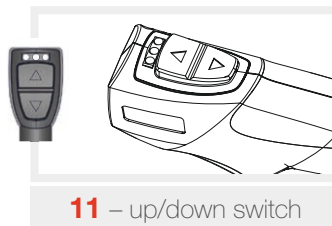
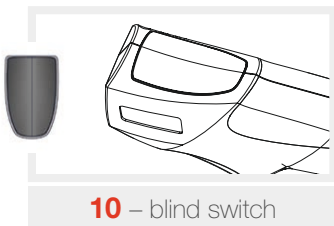
### Torch Options – 2XXXAx0xxx




### Cable Package Length Options – 2xxxAX0xxx



### Switch Options – 2xxxAx0XXx



### Connector Options – 2xxxAx0xxX



**i** Additional connection types

Other machine connections are available on request.

### Optional

AiR WeldGuard  
**FRONT END CONSUMABLES  
STARTER KIT**

Ordering Number  
**9940000242**

Content

- 1 x 24104085      **Centering unit**
- 5 x 0191501      **O-Ring**
- 3 x 2410707      AiR WeldGuard **gas diffuser**
- 5 x 2410610      **Contact Tip** M8x30, Ø1,0mm
- 5 x 2410612      **Contact Tip** M8x30, Ø1,2mm
- 2 x 20016004      AiR WeldGuard **gas nozzle**
- 1 x 75105105      **Siliconpaste**

**i** Extraction hoses not included

The extraction hose is **not included** in the complete torch packages mentioned above. If you need an exhaust hose you can order a single unit. Please also try the starter kit on the left.

Ordering Number  
**On Page 10**



MIGZONE AIR WELDGUARD SERIES

# MZ-AWG 260G

**MIGZONE®**  
TORCHES

## MIGZONE MZ-AWG Series – aircooled MIG/MAG-Torch

**DIN Norm**

Technical data according to CE EN 60 974-7

**The Trigger**

U/D Module ( Option )

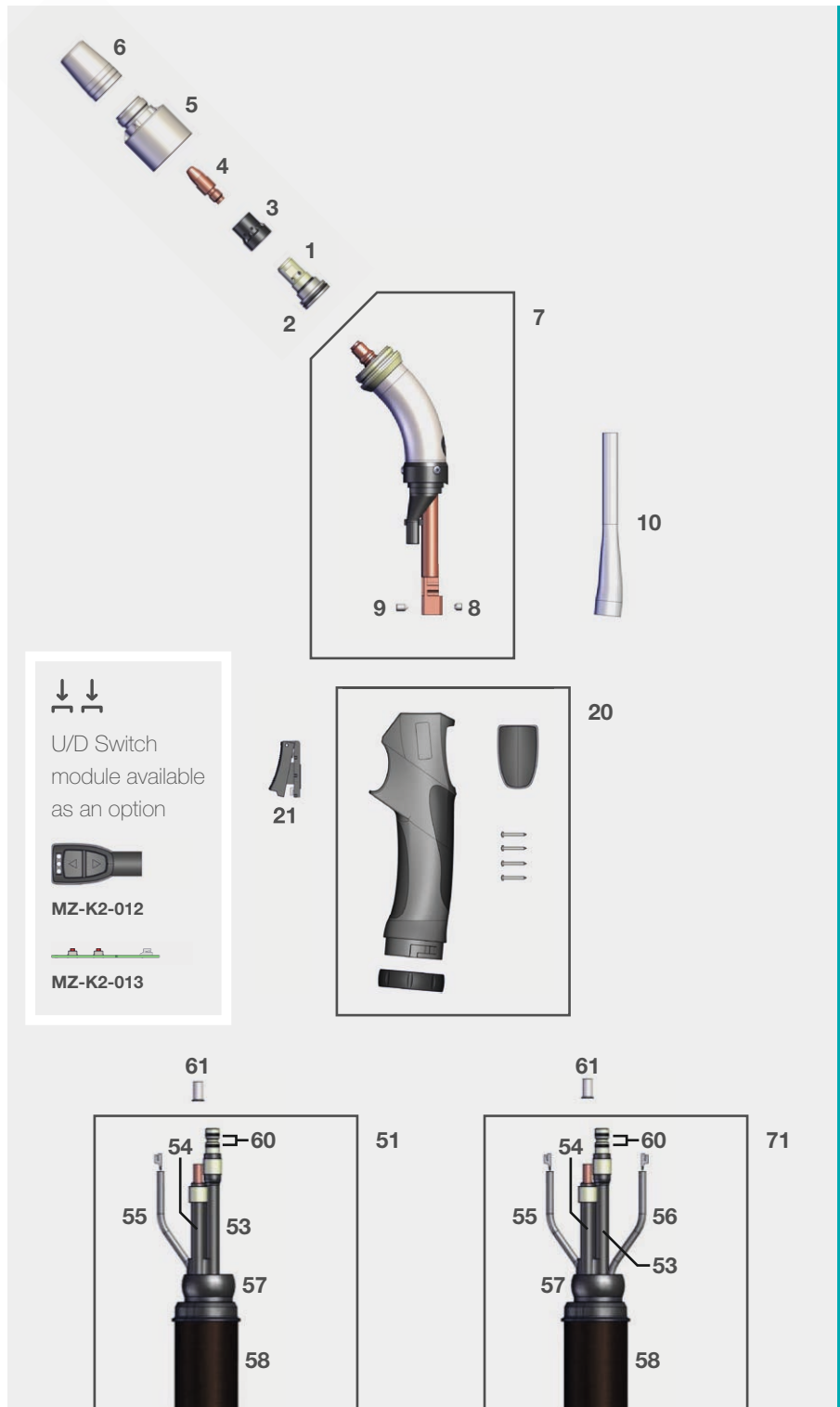
**The Concept**

New Fume Extraction design blend of performance, comfort, and safety

**The Gun and Cable**

Premium components installed

# MIGZONE MZ-AWG 260G – aircooled MIG/MAG-Torch



U/D Switch  
 module available  
 as an option

**MZ-K2-012**

**MZ-K2-013**

## Torch Front Group

<b>1</b>	Centering unit with tip adapter		
	L = 32mm (Brass)		<b>24104085</b>
<b>2</b>	O-Ring, heavy duty		
	19x1,5mm		<b>0191501</b>
<b>3</b>	Gas Diffuser		
	AIR WeldGuard		<b>2410707</b>
<b>4</b>	Contact tip M8x30	Pro	Eco
	ECu	<b>24106xx</b>	<b>24106xxL</b>
	CuCrZr	<b>24176xx</b>	<b>24176xxL</b>
	for Alu	<b>24166xx</b>	-

Tips available in Ø 0,8 / 0,9 / 1,0 / 1,2  
 Please insert wire diameter at **xx**.  
 Example Ø **1,0** mm is: 10; Art.-No.: = 2410610

<b>5</b>	Extraction Nozzle		
	L = 42mm		<b>1010305010</b>
<b>6</b>	Gas Nozzle screw-on L = 35mm		
	conical NW15		<b>20016004</b>
	Swan neck incl. extraction bend 260G		
<b>7</b>	45° complete		<b>2260A100</b>
<b>8</b>	Set screw M5x5		<b>000F247</b>
<b>9</b>	Set screw M5x8		<b>000F248</b>
<b>10</b>	Exhaust duct guide hose		
	Heat-resistant		<b>05506041</b>

## Handle Group

<b>20</b>	MIG-Handle MZ-K2, grey		
	left + right half		<b>MZ-K2-014</b>
<b>22</b>	Trigger cpl.		
	MZ-K2		<b>MZ-K2-015</b>

## Cable Group

<b>57</b>	Ball joint		
	complete		<b>4505024031</b>
<b>58</b>	Leather		
	2m complete		<b>MZ-LS-38M-2S</b>
<b>60</b>	O-Ring		
	7x1,2mm		<b>0171200</b>
<b>61</b>	Ferrule		<b>AR4013-16</b>

*	Extraction hose		
	2m		<b>0550522-2</b>
*	Single Ear Clamp		
	D = 27,0 for extraction hose		<b>0321270</b>

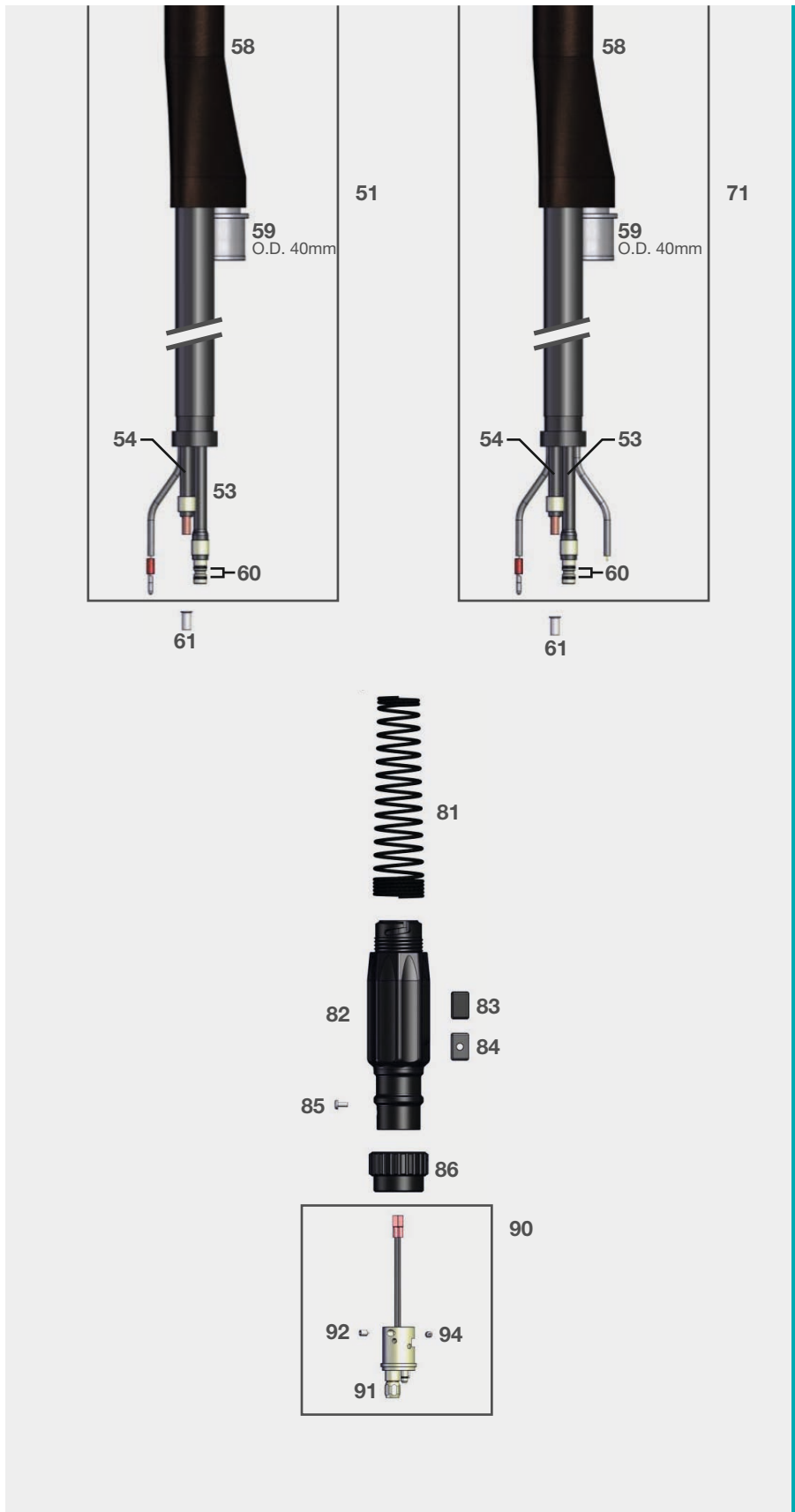
Parts marked with \* are not  
 shown in the images on the left

## Cable Group

Part	3m	4m	5m
<b>51</b>	<b>24138A30</b>	<b>24138A40</b>	<b>24138A50</b>
<b>71</b>	<b>24138A31</b>	<b>24138A41</b>	<b>24138A51</b>

<b>53</b>	Outer Liner MZ-AWG cpl.	<b>24146A30</b>	<b>24146A40</b>	<b>24146A50</b>
<b>54</b>	Power Cable 16mm² cpl.	<b>24147A30</b>	<b>24147A40</b>	<b>24147A50</b>
<b>55</b>	Control Cable MZ-AWG cpl. flat to male	<b>24144M30</b>	<b>24144M40</b>	<b>24144M50</b>
<b>56</b>	Control Cable MZ-AWG cpl. flat to none	<b>24144M31</b>	<b>24144M41</b>	<b>24144M51</b>

# MIGZONE MZ-AWG 260G – aircooled MIG/MAG-Torch



**Cable Group**

58	Leather 2m complete	<b>MZ-LS-38M-2S</b>
59	Connector for extraction hose	<b>10103056</b>
60	O-Ring 7x1,2mm	<b>0171200</b>
61	Ferrules	<b>AR4013-16</b>
*	Extraction hose 2m	<b>0550522-2</b>
*	Single Ear Clamp D = 27,0 for extraction hose	<b>0321270</b>
81	Cable Support Spring	<b>ZA-22</b>
82	Plug Housing without nut	<b>ZA-23</b>
	Cap for gun plug housing	
83	standard	<b>ZA-69</b>
84	with hole	<b>6051603</b>
90	Euro-connector air-cooled	<b>2151506</b>
	Nut	
86	Plug	<b>ZA-25</b>
91	Union	<b>ZA-27</b>
	Screw	
85	for Gun Plug Body	<b>ZA-24</b>
92	Set M5x5	<b>000F247</b>
94	Set M5x8	<b>000F248</b>

\* Parts marked with \* are not shown in the images on the left

MIGZONE AIR WELDGUARD SERIES

# MZ-AWG 300W

**MIGZONE®**  
TORCHES60  
%DC0,8  
-  
1,2  
mm300  
A MIX53m<sup>3</sup>  
/hour11,2  
kPa

## MIGZONE MZ-AWG Series – watercooled MIG/MAG-Torch

**DIN Norm**

Technical data according to CE EN 60 974-7

**The Concept**

New Fume Extraction design blend of performance, comfort, and safety

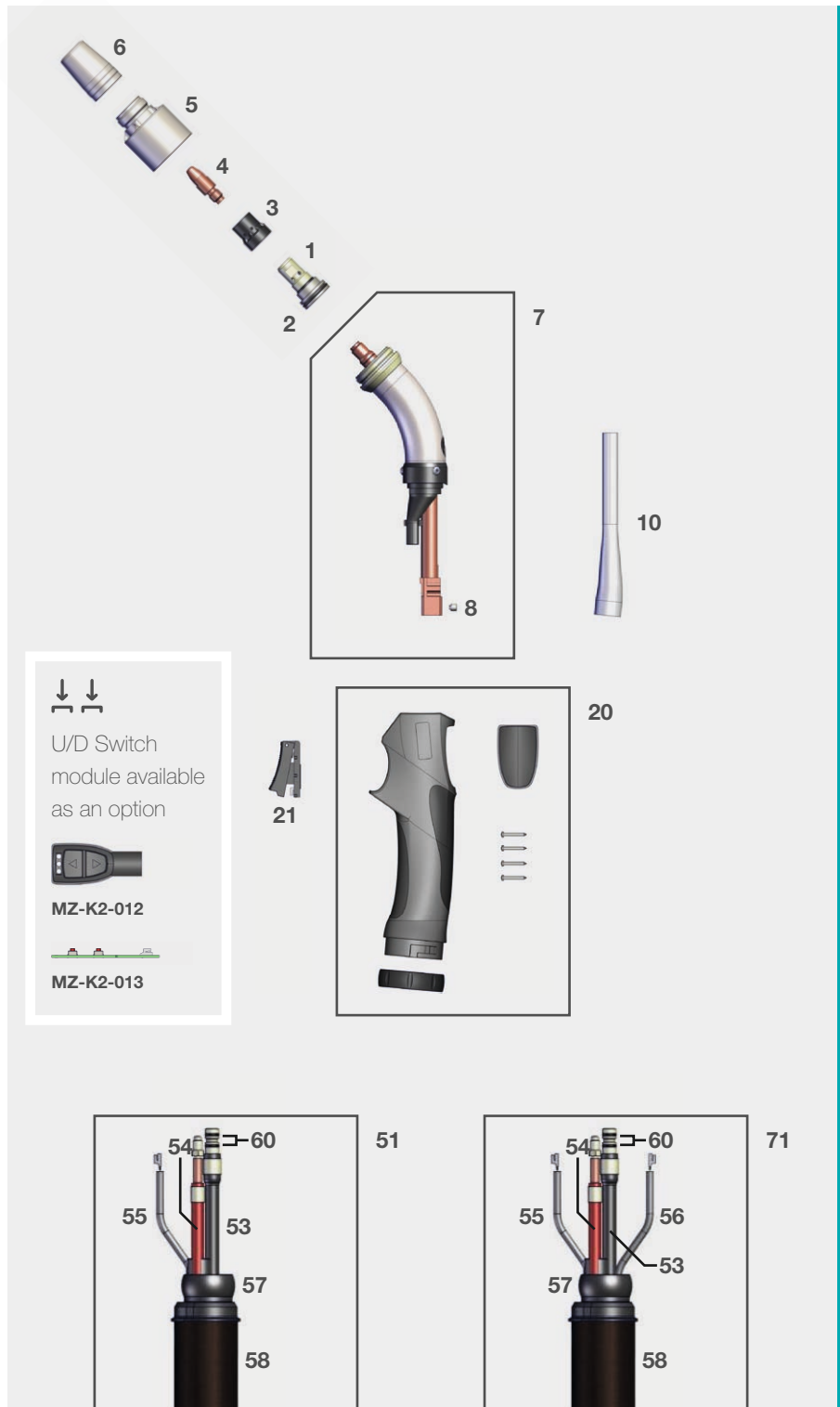
**The Trigger**

U/D Module ( Option )

**The Gun and Cable**

Premium components installed

# MIGZONE MZ-AWG 300W – watercooled MIG/MAG-Torch



### Torch Front Group

1	Centering unit with tip adapter	
	L = 32mm (Brass)	24104085
2	O-Ring, heavy duty	
	19x1,5mm	0191501
3	Gas Diffuser	
	AIR WeldGuard	2410707
4	Contact tip M8x30	Pro Eco
	ECu	24106xx 24106xxL
	CuCrZr	24176xx 24176xxL
	for Alu	24166xx -

**i** Tips available in Ø 0,8 / 0,9 / 1,0 / 1,2  
Please insert wire diameter at **xx**.  
Example Ø 1,0 mm is: 10; Art.-No.: = 2410610

5	Extraction Nozzle	
	L = 42mm	1010305010
6	Gas Nozzle screw-on L = 35mm	
	conical NW15	20016004
	Swan neck incl. extraction bend 300W	
7	45°complete	2300A100
8	Set screw M5x5	000F247
10	Exhaust duct guide hose	
	Heat-resistant	05506041

### Handle Group

20	MIG-Handle MZ-K2, grey	
	left + right half	MZ-K2-014
21	Trigger cpl.	
	MZ-K2	MZ-K2-015

### Cable Group

57	Ball joint	
	complete	4505024031
58	Leather	
	2m complete	MZ-LS-38M-2S
60	O-Ring	
	7x1,2mm	0171200

*	Extraction hose	
	2m	0550522-2
*	Single Ear Clamp	
	D = 27,0 for extraction hose	0321270

**\*** Parts marked with \* are not shown in the images on the left

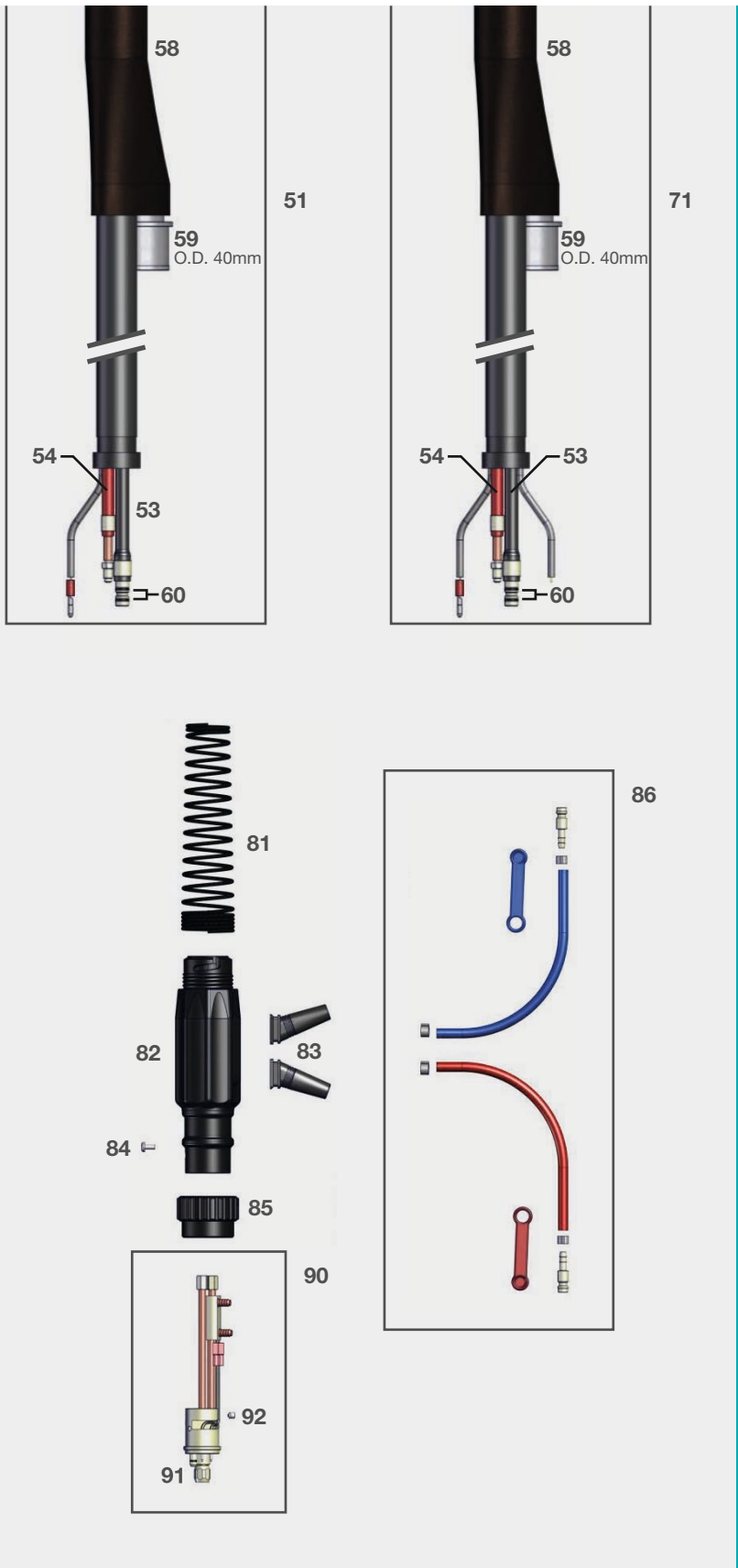
### Cable Group

Part	3m	4m	5m
51	Cable Assembly MZ-AWG cpl.	24139A30 24139A40	24139A50
71	Cable Assembly MZ-AWG up/down cpl.	24139A31 24139A41	24139A41

53	Outer Liner MZ-AWG cpl.	24146A30	24146A40	24146A50
54	Power Cable cpl.	24141A30	24141A40	24141A50
55	Control Cable MZ-AWG cpl. flat to male	24144M30	24144M40	24144M50
56	Control Cable MZ-AWG cpl. flat to none	24144M31	24144M41	24144M51



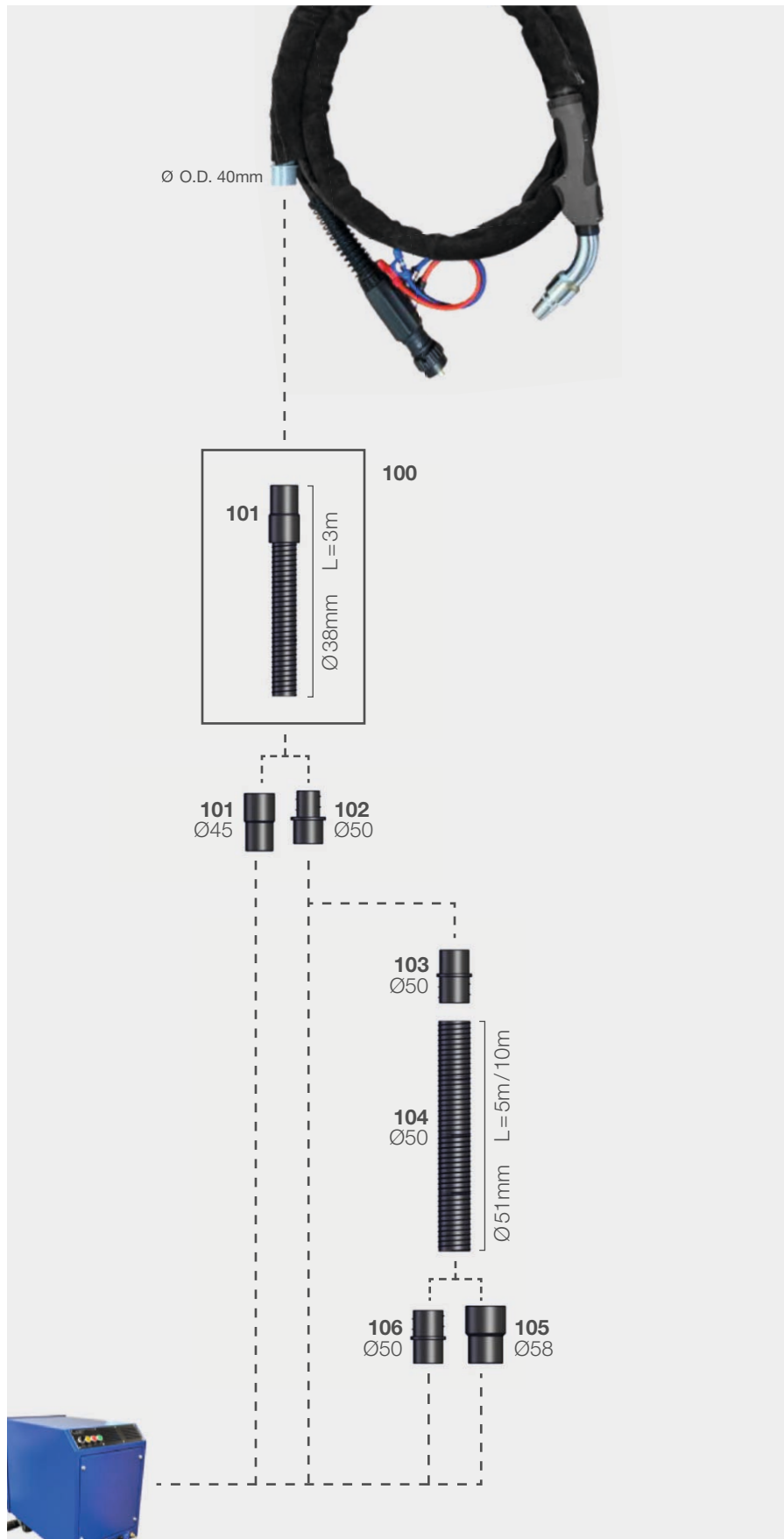
**MIGZONE MZ-AWG 300W – watercooled MIG/MAG-Torch**



Cable Group	
58	Leather 2m complete <b>MZ-LS-38M-2S</b>
59	Connector for extraction hose <b>10103056</b>
60	O-Ring 7x1,2mm <b>0171200</b>
*	Extraction hose 2m <b>0550522-2</b>
*	Single Ear Clamp D = 27,0 for extraction hose <b>0321270</b>
81	Cable Support Spring <b>ZA-22</b>
82	Plug Housing without nut <b>ZA-23</b> Kink protection 3-T
83	Rubber <b>6051610</b>
86	Central connection hoses Water, complete <b>ZA-26</b>
90	Euro-connector water-cooled <b>706150521</b> Nut
85	Plug <b>ZA-25</b>
91	Union <b>ZA-27</b> Screw
84	M4x6 for Gun Plug Body <b>ZA-24</b>
92	Set M5x5 <b>000F247</b>

\* Parts marked with \* are not shown in the images on the left

## MIGZONE MZ-AWG – Extraction hoses and extraction accessories



Group: **Extraction**

<b>100</b>	Extraction hose LW38mm L = 3m with extraction adapter	<b>0550501-3S1</b>
	Extraction adapter	
<b>101</b>	Ø45 for Ø38mm hose	<b>10103054</b>
<b>105</b>	Ø58 for Ø51mm hose	<b>101030540</b>
	Coupling Ø50	
<b>102</b>	male for Ø38mm hose	<b>101030580</b>
<b>103</b>	female for Ø51mm hose	<b>101030582</b>
<b>106</b>	male for Ø50mm hose	<b>101030581</b>
	Extraction hose LW51	
<b>103</b>	L=5m	<b>0550501-5</b>
	L=10m	<b>0550501-10</b>

**i** Extraction unit

Conventional extraction units can be equipped with different connection piece diameters depending on the manufacturer.




**MIGZONE MZ-AWG – Liners for Euro connection**

Liner length  
  
**35320X0K**

**i** X – Specify the desired length for wire conduits and liners. Available in **3/4/5m**. Contact us for different length.




**Steel liners, insulated – for Euro-connection**

(Carbon steel, G3Si1, G4Si1, SG2, SG1 etc.)

Model	Wire-Ø [mm]	Dimension [mm]	Collet (PU = 10)	Brass liner 0,3 m with sleeve	Liner complete	Bundle (50m)
blue 	0,8 – 1,0	1,5 x 4,0	<b>2155645</b>	-	<b>34415X0</b>	<b>3441500</b>
red 	0,9 – 1,2	2,0 x 4,0		-	<b>34420X0</b>	<b>3442000</b>
yellow 	1,2 – 1,6	2,5 x 4,0		-	<b>34425X0</b>	<b>3442500</b>




**Combi PTFE liners – for Euro connection**

(Aluminum (AlMg, AlSi etc.), Stainless steel (chrome-nickel, VA, V2A etc.), Special alloys (CuSi etc.), Carbon steel (G3Si1, SG2 etc.))

Model	Wire-Ø [mm]	Dimension [mm]	Collet (PU = 10)	Brass liner 0,3 m with sleeve	Liner complete	Bundle (100m)
blue 	0,8 – 1,0	1,5 x 4,0	<b>2155740</b>	<b>3412200300</b>	<b>34115X0K</b>	<b>3411500</b>
red 	0,9 – 1,2	2,0 x 4,0			<b>34120X0K</b>	<b>3412000</b>
yellow 	1,2 – 1,6	2,7 x 4,7	<b>2415747</b>	<b>3452200300</b>	<b>34727X0K</b>	<b>3472700</b>




**Combi Carbon PTFE liners – for Euro connection**

(Carbon steel (G3Si1, SG2 etc.), Special alloys (CuSi etc.), conditional aluminum (AlMg, AlSi etc.))

Model	Wire-Ø [mm]	Dimension [mm]	Collet (PU = 10)	Brass liner 0,3 m with sleeve	Liner complete	Bundle (100m)
black 	0,8 – 1,0	1,5 x 4,0	<b>2155740</b>	<b>3412200300</b>	<b>35115X0K</b>	<b>3511500</b>
black 	1,0 – 1,2	2,0 x 4,0			<b>35120X0K</b>	<b>3512000</b>
black 	1,2 – 1,6	2,7 x 4,7	<b>2415747</b>	<b>3452200300</b>	<b>35727X0K</b>	<b>3572700</b>

**Combi PA liners – for Euro connection**

(Carbon steel (G3Si1, SG2 etc.), Special alloys (CuSi etc.), conditional aluminum (AlMg, AlSi etc.))

Model	Wire-Ø [mm]	Dimension [mm]	Collet (PU = 10)	Brass liner 0,3 m with sleeve	Liner complete	Bundle (200m)
grey 	0,6 – 0,9	1,4 x 4,0	<b>2155740</b>	<b>3412200300</b>	<b>35314X0K</b>	<b>3531400</b>
grey 	0,8 – 1,2	2,0 x 4,0			<b>35320X0K</b>	<b>3522000-200</b>
grey 	1,2 – 1,6	2,3 x 4,7	<b>2415747</b>	<b>3452200300</b>	<b>35323X0K</b>	<b>3532300-200</b>

**i** O-Rings for all Combi liners – Part No. **0031500** (PU = 10)