



MIGZONE AIR WELDGUARD SERIES

# MZ-AWG

air and watercooled fume extraction MIG/MAG-Torches


The compact, ergonomic MIG/MAG smoke extraction torch from the MIGZONE AiR WeldGuard series is the perfect solution for welders who prioritize efficiency, comfort, and safety. Its streamlined design and ergonomic construction allow for effortless handling and precise control during the welding process.

Thanks to its effective smoke extraction system, the MIGZONE AiR WeldGuard torch minimizes exposure to welding fumes, creating a healthier work environment for the operator. By reducing smoke and harmful particles, it not only enhances air quality but also mitigates the risk of health issues.

The torch's convenient size makes it ideal for use in confined workspaces or hard-to-reach areas. Additionally, its ergonomic design ensures comfortable handling over extended periods, minimizing fatigue.

Overall, the smoke extraction torch from the MIGZONE AiR WeldGuard series offers an optimal blend of performance, comfort, and safety, making it an indispensable tool for professional welders who demand the highest standards from their equipment.

- Technical data according to CE EN 60 974-7
- New Fume Extraction concept
- U/D Module
- Premium components installed



## Torches



**35**  
%DC

| MZ-AWG (model) | Mixed Gas M21 (EN 60974-7) | Ø (in mm) | Page |
|----------------|----------------------------|-----------|------|
| <b>260G</b>    | 260A                       | 0.8 - 1.2 | 4    |



**100**  
%DC

| MZ-AWG (model) | Mixed Gas M21 (EN 60974-7) | Ø (in mm) | Page |
|----------------|----------------------------|-----------|------|
| <b>300W</b>    | 300A                       | 0.8 - 1.2 | 7    |

### **i** 300W Duty Cycle

Consider the duty cycle at different current levels.

**100** %DC 300A

**60** %DC 350A

**40** %DC 400A

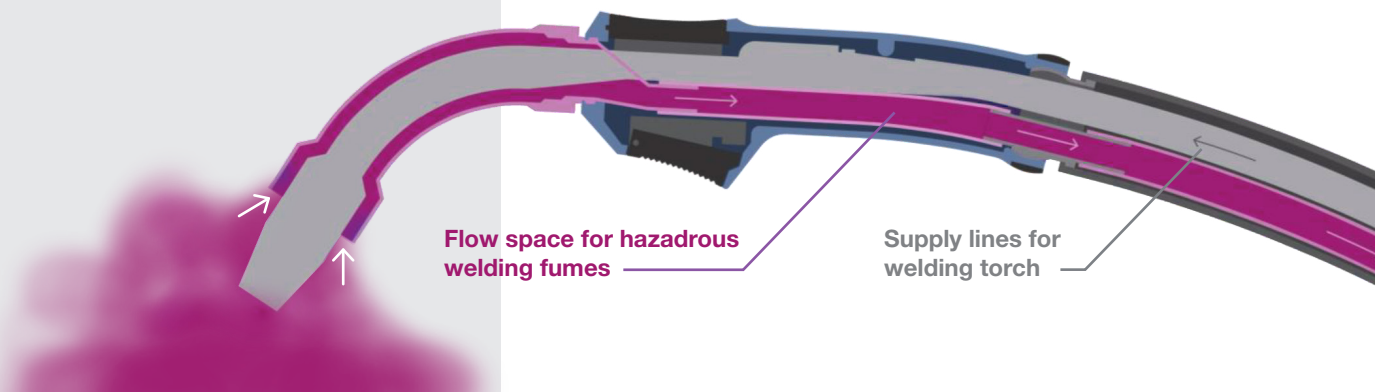
## MIGZONE MZ-AWG – Fume extraction principle

### AiR WeldGuard®

Its unique functional principle with closed flow chamber protects:

- Welder
- Maintenance technician
- Electronics
- Components
- Budget

The separate flow chamber significantly increases the service life of the welding fume extraction torch!



Conventional fume extraction torch



## MIGZONE MZ-AWG – complete torches and accessories

Structure of the SKU for a complete torch package

**2 260 A 4 0 1 0 0**

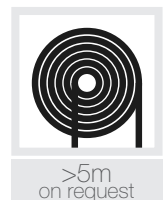
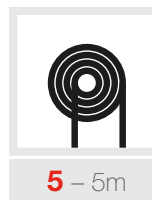


Torch Model      Cable Package Length      Switch Type      Connector Type

**i** This Example: MZ-AWG 260G cpl. with 4m cable package, blind switch and Euro-connection

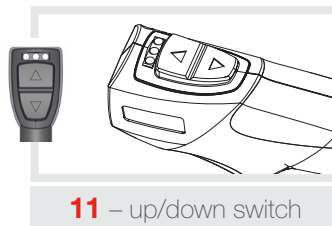
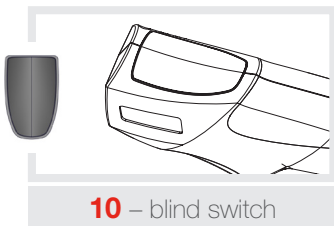
### Torch Options – 2XXXAx0xxx




### Cable Package Length Options – 2xxxAX0xxx



### Switch Options – 2xxxAx0XXx



### Connector Options – 2xxxAx0xxX



**i** Additional connection types

Other machine connections are available on request.

### Optional

AiR WeldGuard  
**FRONT END CONSUMABLES  
STARTER KIT**

Ordering Number  
**9940000242**

Content

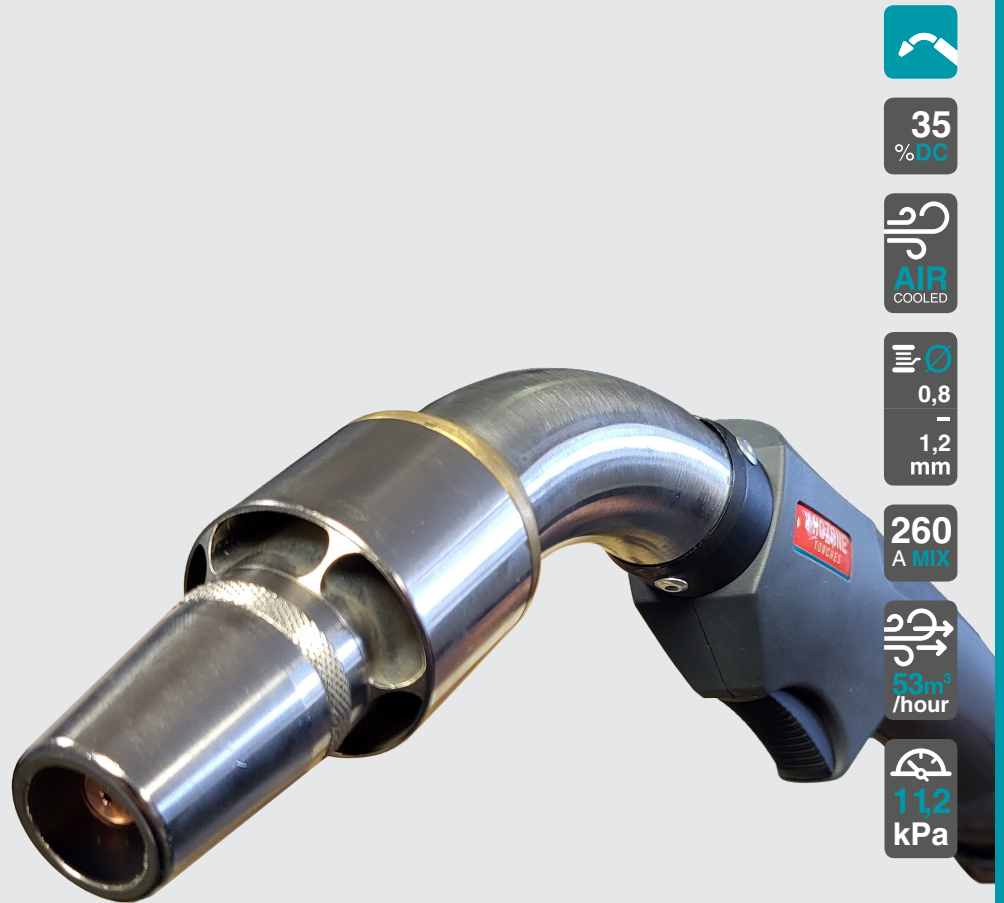
- 1 x 24104085      **Centering unit**
- 5 x 0191501      **O-Ring**
- 3 x 2410707      **AiR WeldGuard gas diffuser**
- 5 x 2410610      **Contact Tip M8x30, Ø1,0mm**
- 5 x 2410612      **Contact Tip M8x30, Ø1,2mm**
- 2 x 20016004      **AiR WeldGuard gas nozzle**
- 1 x 75105105      **Siliconpaste**

**i** Extraction hoses not included

The extraction hose is **not included** in the complete torch packages mentioned above. If you need an exhaust hose you can order a single unit. Please also try the starter kit on the left.

Ordering Number  
**On Page 10**





## MIGZONE MZ-AWG Series – aircooled MIG/MAG-Torch

### **DIN Norm**

Technical data according to CE EN 60 974-7

### **The Trigger**

U/D Module ( Option )

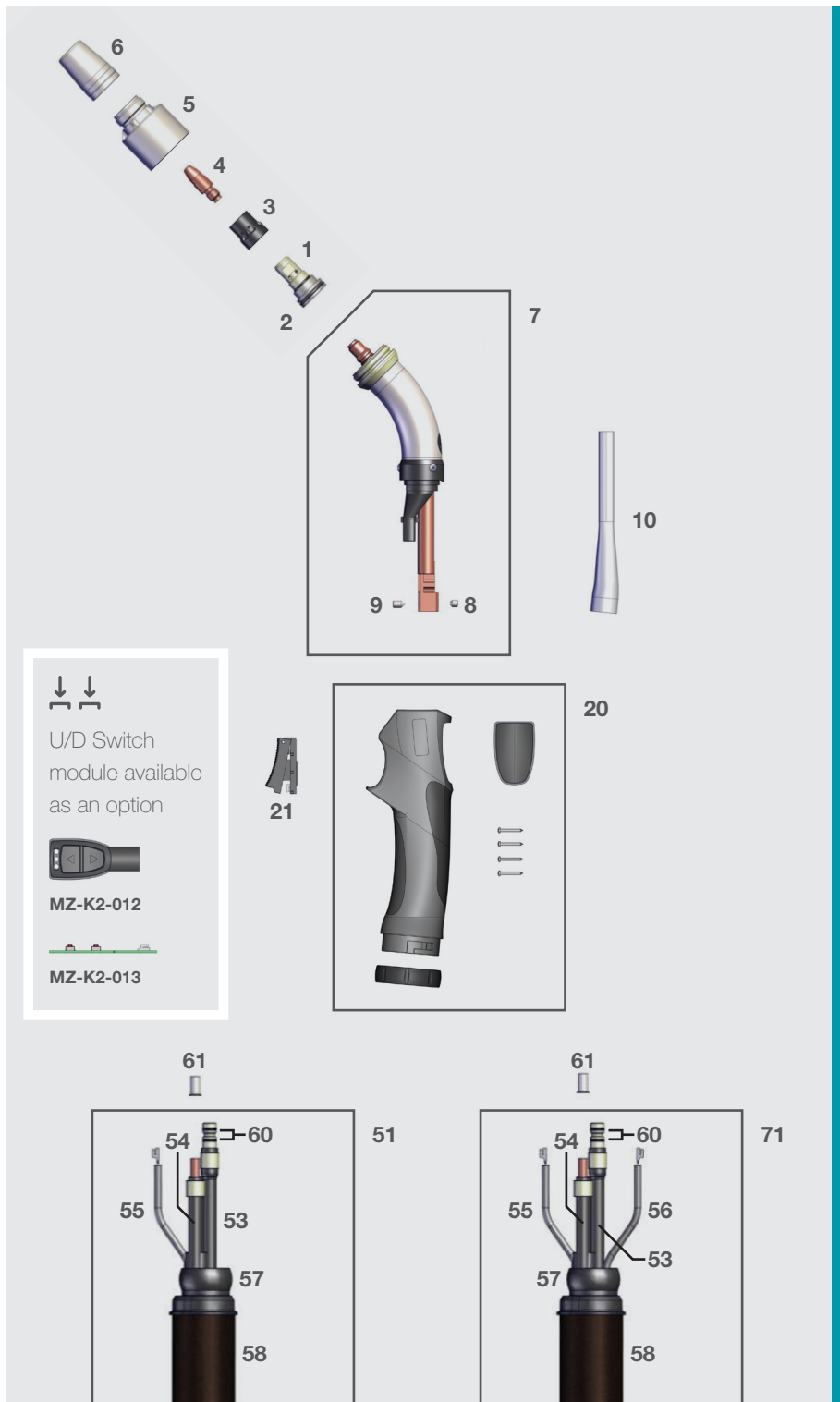
### **The Concept**

New Fume Extraction design blend of performance, comfort, and safety

### **The Gun and Cable**

Premium components installed

# MIGZONE MZ-AWG 260G – aircooled MIG/MAG-Torch



### Torch Front Group

|   |                                 |         |          |
|---|---------------------------------|---------|----------|
| 1 | Centering unit with tip adapter |         |          |
|   | L = 32mm (Brass)                |         | 24104085 |
| 2 | O-Ring, heavy duty              |         | 0191501  |
|   | 19x1,5mm                        |         |          |
| 3 | Gas Diffuser                    |         | 2410707  |
|   | AIR WeldGuard                   |         |          |
| 4 | Contact tip M8x30               | Pro     | Eco      |
|   | ECu                             | 24106xx | 24106xxL |
|   | CuCrZr                          | 24176xx | 24176xxL |
|   | for Alu                         | 24166xx | -        |

**i** Tips available in Ø 0,8 / 0,9 / 1,0 / 1,2  
Please insert wire diameter at **xx**.  
Example Ø 1,0 mm is: 10; Art.-No.: = 2410610

|    |                                      |  |            |
|----|--------------------------------------|--|------------|
| 5  | Extraction Nozzle                    |  |            |
|    | L = 42mm                             |  | 1010305010 |
| 6  | Gas Nozzle screw-on L = 35mm         |  | 20016004   |
|    | conical NW15                         |  |            |
|    | Swan neck incl. extraction bend 260G |  |            |
| 7  | 45° complete                         |  | 2260A100   |
| 8  | Set screw M5x5                       |  | 000F247    |
| 9  | Set screw M5x8                       |  | 000F248    |
| 10 | Exhaust duct guide hose              |  | 05506041   |
|    | Heat-resistant                       |  |            |

### Handle Group

|    |                        |  |           |
|----|------------------------|--|-----------|
| 20 | MIG-Handle MZ-K2, grey |  |           |
|    | left + right half      |  | MZ-K2-014 |
| 22 | Trigger cpl.           |  |           |
|    | MZ-K2                  |  | MZ-K2-015 |

### Cable Group

|    |             |  |              |
|----|-------------|--|--------------|
| 57 | Ball joint  |  |              |
|    | complete    |  | 4505024031   |
| 58 | Leather     |  |              |
|    | 2m complete |  | MZ-LS-38M-2S |
| 60 | O-Ring      |  |              |
|    | 7x1,2mm     |  | 0171200      |
| 61 | Ferrule     |  | AR4013-16    |

\* Extraction hose  
2m  
0550522-2

\* Single Ear Clamp  
D = 27,0 for extraction hose  
0321270

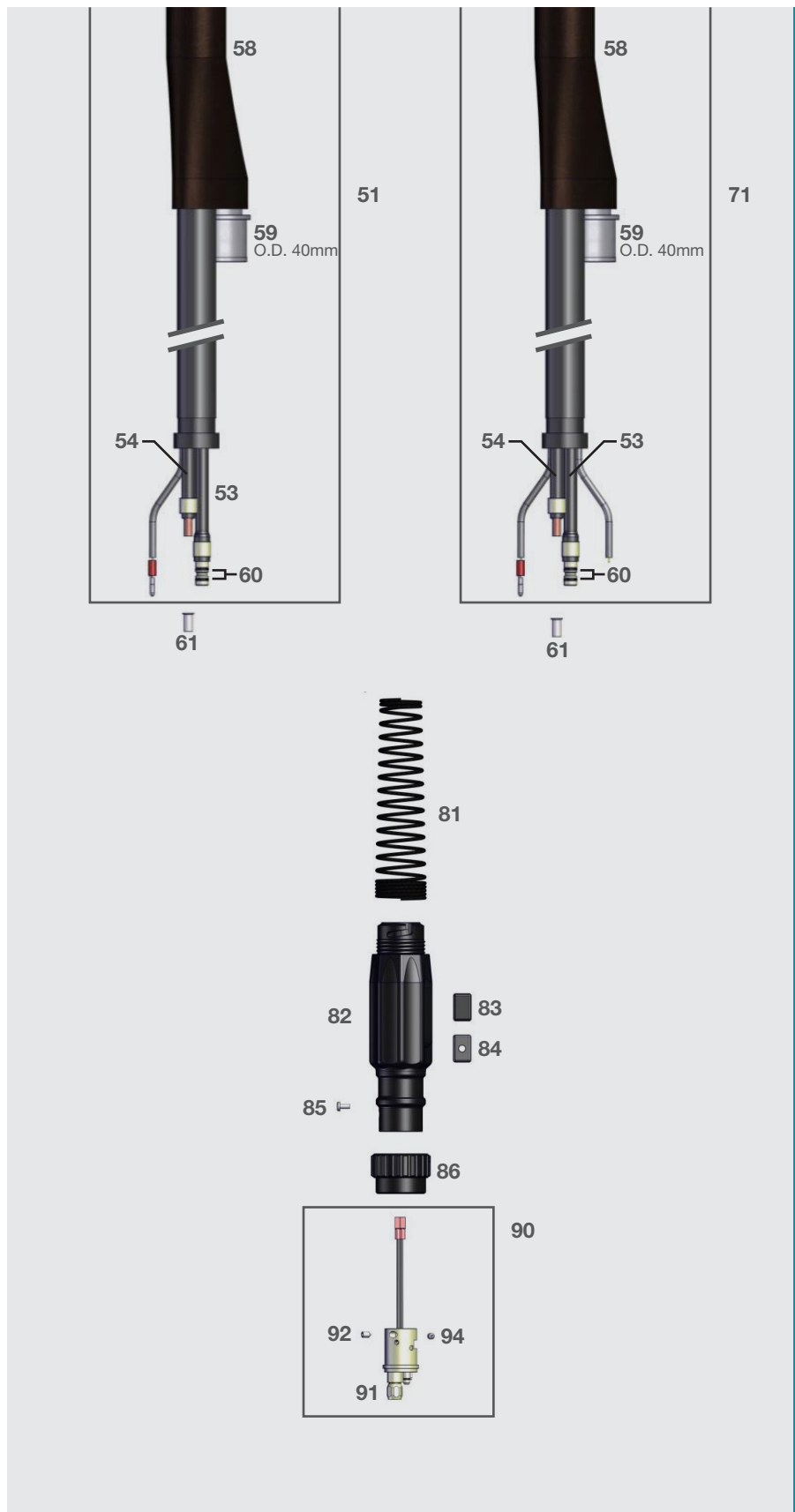
**\*** Parts marked with \* are not shown in the images on the left

### Cable Group

| Part | 3m       | 4m       | 5m       |
|------|----------|----------|----------|
| 51   | 24138A30 | 24138A40 | 24138A50 |
| 71   | 24138A31 | 24138A41 | 24138A51 |

|    |                                       |          |          |          |
|----|---------------------------------------|----------|----------|----------|
| 53 | Outer Liner MZ-AWG cpl.               | 24146A30 | 24146A40 | 24146A50 |
| 54 | Power Cable 16mm² cpl.                | 24147A30 | 24147A40 | 24147A50 |
| 55 | Control Cable MZ-AWG cpl. ♂at to male | 24144M30 | 24144M40 | 24144M50 |
| 56 | Control Cable MZ-AWG cpl. ♂at to none | 24144M31 | 24144M41 | 24144M51 |

## MIGZONE MZ-AWG 260G – aircooled MIG/MAG-Torch




| Cable Group |  |                     |
|-------------|--|---------------------|
| 58          | Leather<br>2m complete                           | <b>MZ-LS-38M-2S</b> |
| 59          | Connector<br>for extraction hose                 | <b>10103056</b>     |
| 60          | O-Ring<br>7x1,2mm                                | <b>0171200</b>      |
| 61          | Ferrules   | <b>AR4013-16</b>    |
| *           | Extraction hose<br>2m                            | <b>0550522-2</b>    |
| *           | Single Ear Clamp<br>D = 27,0 for extraction hose | <b>0321270</b>      |
| 81          | Cable Support<br>Spring                          | <b>ZA-22</b>        |
| 82          | Plug Housing<br>without nut                      | <b>ZA-23</b>        |
|             | Cap for gun plug housing                         |                     |
| 83          | standard   | <b>ZA-69</b>        |
| 84          | with hole  | <b>6051603</b>      |
| 90          | Euro-connector<br>air-cooled                     | <b>2151506</b>      |
|             | Nut  |                     |
| 86          | Plug   | <b>ZA-25</b>        |
| 91          | Union  | <b>ZA-27</b>        |
|             | Screw  |                     |
| 85          | for Gun Plug Body                                | <b>ZA-24</b>        |
| 92          | Set M5x5   | <b>000F247</b>      |
| 94          | Set M5x8   | <b>000F248</b>      |

\* Parts marked with \* are not shown in the images on the left

MIGZONE AIR WELDGUARD SERIES

# MZ-AWG 300W

**MIGZONE®**  
TORCHES**i** 300W Duty Cycle

Consider the duty cycle at different current levels.

100  
%DC 300A60  
%DC 350A40  
%DC 400A

## MIGZONE MZ-AWG Series – watercooled MIG/MAG-Torch

**DIN Norm**

Technical data according to CE EN 60 974-7

**The Trigger**

U/D Module ( Option )

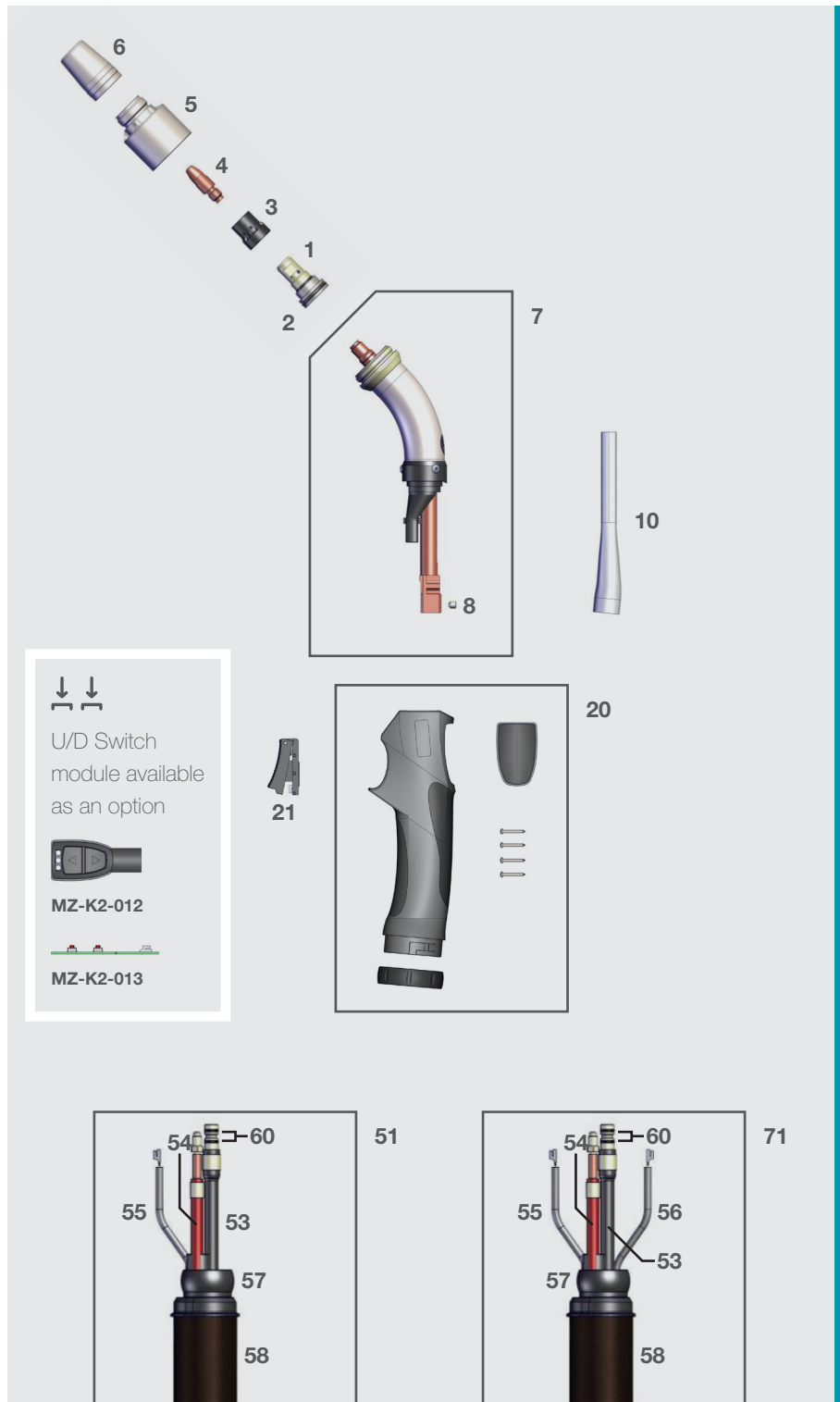
**The Concept**

New Fume Extraction design blend of performance, comfort, and safety

**The Gun and Cable**

Premium components installed

# MIGZONE MZ-AWG 300W – watercooled MIG/MAG-Torch



U/D Switch  
 module available  
 as an option

**MZ-K2-012**

**MZ-K2-013**

## Torch Front Group

|          |   |                                |
|----------|---|--------------------------------|
| <b>1</b> | Centering unit with tip adapter<br>L = 32mm (Brass) | <b>24104085</b>                |
| <b>2</b> | O-Ring, heavy duty<br>19x1,5mm                      | <b>0191501</b>                 |
| <b>3</b> | Gas Diffuser<br>AIR WeldGuard                       | <b>2410707</b>                 |
| <b>4</b> | Contact tip M8x30                                   | Pro Eco                        |
|          | ECu   | <b>24106xx</b> <b>24106xxL</b> |
|          | CuCrZr  | <b>24176xx</b> <b>24176xxL</b> |
|          | for Alu   | <b>24166xx</b> -               |

Tips available in Ø 0,8 / 0,9 / 1,0 / 1,2  
 Please insert wire diameter at **xx**.  
 Example Ø **1,0** mm is: 10; Art.-No.: = 24106**10**

|           |  |                   |
|-----------|--|-------------------|
| <b>5</b>  | Extraction Nozzle<br>L = 42mm                | <b>1010305010</b> |
| <b>6</b>  | Gas Nozzle screw-on L = 35mm<br>conical NW15 | <b>20016004</b>   |
|           | Swan neck incl. extraction bend 300W         |                   |
| <b>7</b>  | 45°complete                                  | <b>2300A100</b>   |
| <b>8</b>  | Set screw M5x5                               | <b>000F247</b>    |
| <b>10</b> | Exhaust duct guide hose<br>Heat-resistant    | <b>05506041</b>   |

## Handle Group

|           |   |                  |
|-----------|---|------------------|
| <b>20</b> | MIG-Handle MZ-K2, grey<br>left + right half | <b>MZ-K2-014</b> |
| <b>21</b> | Trigger cpl.<br>MZ-K2                       | <b>MZ-K2-015</b> |

## Cable Group

|           |                        |                     |
|-----------|------------------------|---------------------|
| <b>57</b> | Ball joint<br>complete | <b>4505024031</b>   |
| <b>58</b> | Leather<br>2m complete | <b>MZ-LS-38M-2S</b> |
| <b>60</b> | O-Ring<br>7x1,2mm      | <b>0171200</b>      |

|   |  |                  |
|---|--|------------------|
| * | Extraction hose<br>2m                            | <b>0550522-2</b> |
| * | Single Ear Clamp<br>D = 27,0 for extraction hose | <b>0321270</b>   |

Parts marked with \* are not  
 shown in the images on the left

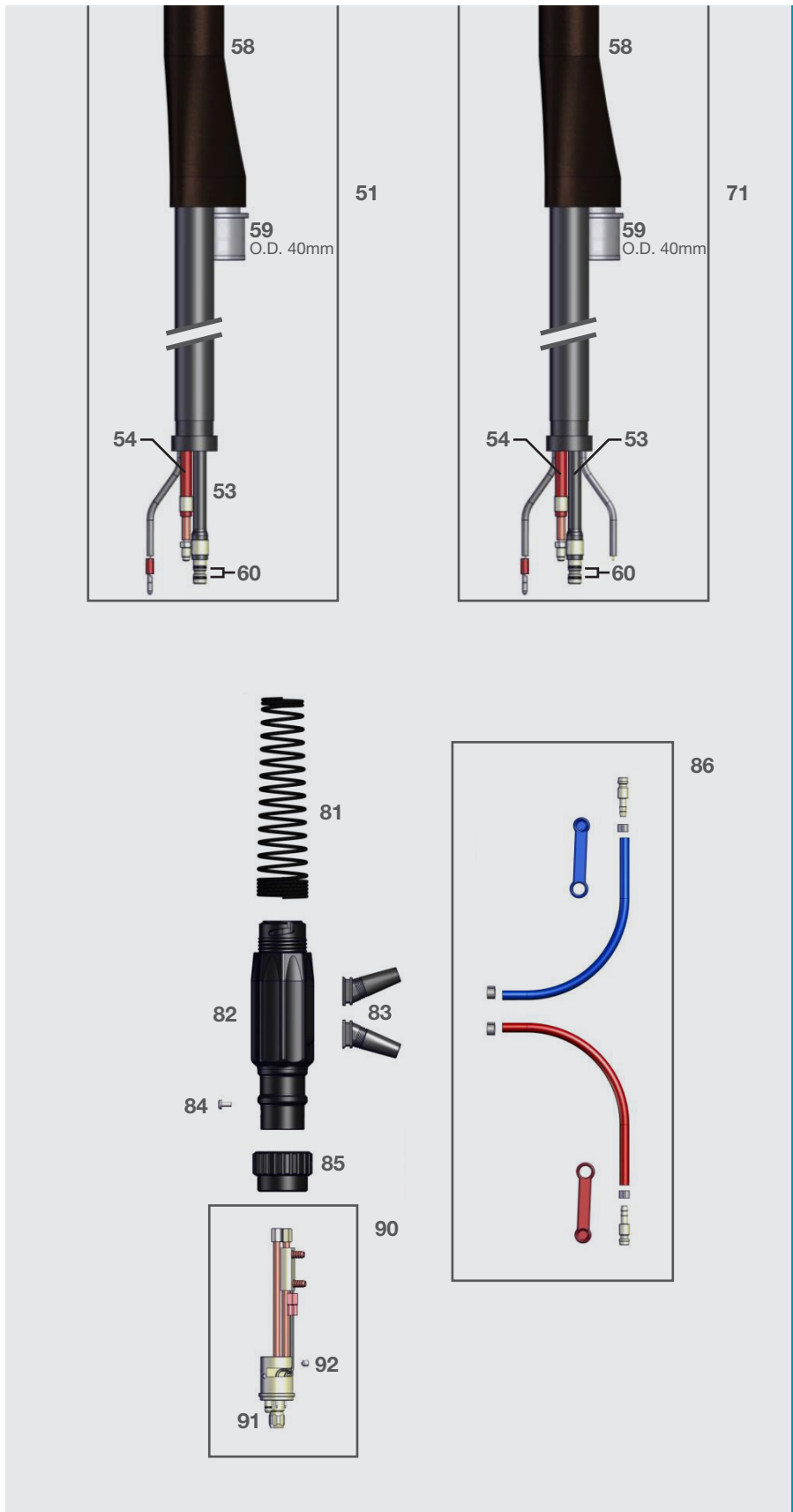
## Cable Group

| Part      | 3m              | 4m              | 5m              |
|-----------|-----------------|-----------------|-----------------|
| <b>51</b> | <b>24139A30</b> | <b>24139A40</b> | <b>24139A50</b> |
| <b>71</b> | <b>24139A31</b> | <b>24139A41</b> | <b>24139A41</b> |

|           |                                       |                 |                 |                 |
|-----------|---------------------------------------|-----------------|-----------------|-----------------|
| <b>53</b> | Outer Liner MZ-AWG cpl.               | <b>24146A30</b> | <b>24146A40</b> | <b>24146A50</b> |
| <b>54</b> | Power Cable cpl.                      | <b>24141A30</b> | <b>24141A40</b> | <b>24141A50</b> |
| <b>55</b> | Control Cable MZ-AWG cpl. ♂at to male | <b>24144M30</b> | <b>24144M40</b> | <b>24144M50</b> |
| <b>56</b> | Control Cable MZ-AWG cpl. ♂at to none | <b>24144M31</b> | <b>24144M41</b> | <b>24144M51</b> |



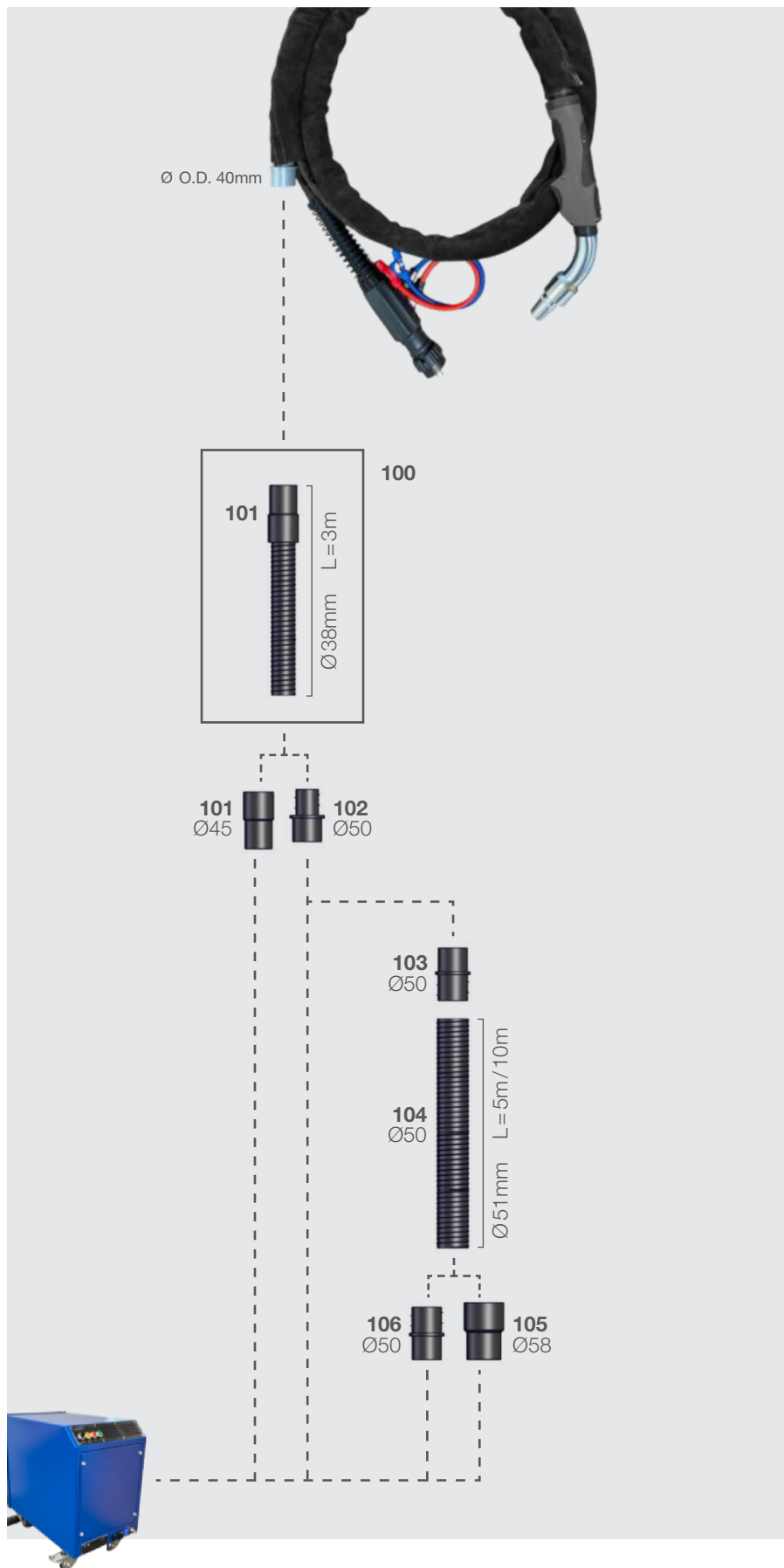
**MIGZONE MZ-AWG 300W – watercooled MIG/MAG-Torch**



| Cable Group |   |
|-------------|---|
| 58          | Leather<br>2m complete <b>MZ-LS-38M-2S</b>                      |
| 59          | Connector<br>for extraction hose <b>10103056</b>                |
| 60          | O-Ring<br>7x1,2mm <b>0171200</b>                                |
| *           | Extraction hose<br>2m <b>0550522-2</b>                          |
| *           | Single Ear Clamp<br>D = 27,0 for extraction hose <b>0321270</b> |
| 81          | Cable Support<br>Spring <b>ZA-22</b>                            |
| 82          | Plug Housing<br>without nut <b>ZA-23</b><br>Kink protection 3-T |
| 83          | Rubber <b>6051610</b>   |
| 86          | Central connection hoses<br>Water, complete <b>ZA-26</b>        |
| 90          | Euro-connector<br>water-cooled <b>706150521</b>                 |
| 85          | Nut <b>ZA-25</b>  |
| 91          | Union <b>ZA-27</b>  |
| 84          | Screw<br>M4x6 for Gun Plug Body <b>ZA-24</b>                    |
| 92          | Set M5x5 <b>000F247</b>   |

\* Parts marked with \* are not shown in the images on the left

## MIGZONE MZ-AWG – Extraction hoses and extraction accessories




| Group: <b>Extraction</b> |   |
|--------------------------|---|
| <b>100</b>               | Extraction hose LW38mm<br>L = 3m with extraction adapter <b>0550501-3S1</b> |
|                          | Extraction adapter  |
| <b>101</b>               | Ø45 for Ø38mm hose <b>10103054</b>  |
| <b>105</b>               | Ø58 for Ø51mm hose <b>101030540</b>   |
|                          | Coupling Ø50  |
| <b>102</b>               | male for Ø38mm hose <b>101030580</b>  |
| <b>103</b>               | female for Ø51mm hose <b>101030582</b>                                      |
| <b>106</b>               | male for Ø50mm hose <b>101030581</b>  |
|                          | Extraction hose LW51  |
| <b>103</b>               | L=5m <b>0550501-5</b>   |
|                          | L=10m <b>0550501-10</b>   |

### **i** Extraction unit

Conventional extraction units can be equipped with different connection piece diameters depending on the manufacturer.




## MIGZONE MZ-AWG – Liners for Euro connection

Liner length  
  
**35320X0K**

 **X** – Specify the desired length for wire conduits and liners. Available in **3/4/5m**. Contact us for different length.




**Steel liners, insulated – for Euro-connection**

(Carbon steel, G3Si1, G4Si1, SG2, SG1 etc.)

| Model  | Wire-Ø<br>[mm] | Dimension<br>[mm] | Collet<br>(PU = 10) | Brass liner<br>0,3 m with sleeve | Liner<br>complete | Bundle<br>(50m) |
|--|----------------|-------------------|---------------------|----------------------------------|-------------------|-----------------|
| blue    | 0,8 Ø 1,0      | 1,5 x 4,0         | 2155645             | -                                | <b>34415X0</b>    | <b>3441500</b>  |
| red     | 0,9 Ø 1,2      | 2,0 x 4,0         |                     | -                                | <b>34420X0</b>    | <b>3442000</b>  |
| yellow  | 1,2 Ø 1,6      | 2,5 x 4,0         |                     | -                                | <b>34425X0</b>    | <b>3442500</b>  |




**Combi PTFE liners – for Euro connection**

(Aluminum (AlMg, AlSi etc.), Stainless steel (chrome-nickel, VA, V2A etc.), Special alloys (CuSi etc.), Carbon steel (G3Si1, SG2 etc.))

| Model  | Wire-Ø<br>[mm] | Dimension<br>[mm] | Collet<br>(PU = 10) | Brass liner<br>0,3 m with sleeve | Liner<br>complete | Bundle<br>(100m) |
|--|----------------|-------------------|---------------------|----------------------------------|-------------------|------------------|
| blue    | 0,8 Ø 1,0      | 1,5 x 4,0         | 2155740             | 3412200300                       | <b>34115X0K</b>   | <b>3411500</b>   |
| red     | 0,9 Ø 1,2      | 2,0 x 4,0         |                     |                                  | <b>34120X0K</b>   | <b>3412000</b>   |
| yellow  | 1,2 Ø 1,6      | 2,7 x 4,7         | 2415747             | 3452200300                       | <b>34727X0K</b>   | <b>3472700</b>   |




**Combi Carbon PTFE liners – for Euro connection**

(Carbon steel (G3Si1, SG2 etc.), Special alloys (CuSi etc.), conditional aluminum (AlMg, AlSi etc.))

| Model   | Wire-Ø<br>[mm] | Dimension<br>[mm] | Collet<br>(PU = 10) | Brass liner<br>0,3 m with sleeve | Liner<br>complete | Bundle<br>(100m) |
|---|----------------|-------------------|---------------------|----------------------------------|-------------------|------------------|
| black  | 0,8 Ø 1,0      | 1,5 x 4,0         | 2155740             | 3412200300                       | <b>35115X0K</b>   | <b>3511500</b>   |
| black  | 1,0 Ø 1,2      | 2,0 x 4,0         |                     |                                  | <b>35120X0K</b>   | <b>3512000</b>   |
| black  | 1,2 Ø 1,6      | 2,7 x 4,7         | 2415747             | 3452200300                       | <b>35727X0K</b>   | <b>3572700</b>   |

**Combi PA liners – for Euro connection**

(Carbon steel (G3Si1, SG2 etc.), Special alloys (CuSi etc.), conditional aluminum (AlMg, AlSi etc.))

| Model  | Wire-Ø<br>[mm] | Dimension<br>[mm] | Collet<br>(PU = 10) | Brass liner<br>0,3 m with sleeve | Liner<br>complete | Bundle<br>(200m)   |
|--|----------------|-------------------|---------------------|----------------------------------|-------------------|--------------------|
| grey  | 0,6 Ø 0,9      | 1,4 x 4,0         | 2155740             | 3412200300                       | <b>35314X0K</b>   | <b>3531400</b>     |
| grey  | 0,8 Ø 1,2      | 2,0 x 4,0         |                     |                                  | <b>35320X0K</b>   | <b>3522000-200</b> |
| grey  | 1,2 Ø 1,6      | 2,3 x 4,7         | 2415747             | 3452200300                       | <b>35323X0K</b>   | <b>3532300-200</b> |

 **O-Rings for all Combi liners – Part No. 0031500 (PU = 10)**

