




# DIAMOND SERIES

[ckworldwide.com](http://ckworldwide.com)






## American Innovation. German Precision.



The Diamond Series is the result of a true collaboration between CK Worldwide and EWS. Two companies brought together by a shared commitment to precision, performance, and the professionals behind the torch. Designed side by side from the ground up, this line brings together American innovation and German manufacturing to create a TIG torch system that feels as good as it performs. Every detail was chosen with purpose, to deliver more comfort, more control, and more confidence with every weld.



Torch (model)	DC (in A)	WØ (in mm)
EDS9	125	0.5 - 3.2
EDS17	150	0.5 - 4.0
EDS26	200	0.5 - 4.0



Torch (model)	DC (in A)	WØ (in mm)
EDS230	300	0.5 - 3.2
EDS18	350	0.5 - 4.0



All DC amperages according to DIN EN 60974-7.



**EWS** EUROPEAN  
WELDING  
SERVICE

Engineered & Manufactured in  & 

## DESIGNED AROUND YOU

Engineered to give you greater balance, control, and confidence every time you strike an arc.



### MAX-FLO™ Cooling

Reducing downtime and keeping torches running longer



### Multiple Handle Versions

Short or long gives you maximum flexibility



### CK leather protection

Protects your cables for maximum durability and longevity




### Configurable Switch Options

Single-button, dual-button, Lever-switch or up/down



### Superflex™ Cables

Innovative design replaces heavy, stiff cables to boost mobility, reduce fatigue, and increase productivity







## DIAMOND SERIES



### Modularity

Rigid or flexible torch heads. Multiple switch options. Short or long handle. Individual cable package length. Air and water cooled versions available.



### Features

Plug-in switch modules. No soldering. Torch head rotation angle adjustable without screws. Proven SuperFlex™ cable leather protection cover.



### Efficiency

One universal handle for all torch configurations. Uses standard tungsten electrodes and consumables. All connector types available.

## Engineered for Europe. Built by EWS.

American innovation meets German manufacturing in the new European Diamond Series. This modular TIG torch platform is the result of a true collaboration between CK Worldwide and EWS. The European Diamond Series is a purpose-built system for the European market, offering full compatibility with common machine connections, intuitive control, and a professional-grade modular design.

- Manufactured in Germany, supported across Europe, built at EWS in Kleve
- Available across Europe through a broad distribution network of more than 50 locations
- Fully CE-certified and compatible with European power sources

The European Diamond Series is more than just a torch system. **It is a new standard for professionals who demand performance, comfort, and control.**

### Structure of the SKU for a complete torch package


<b>EDS</b>	<b>09</b>	<b>F</b>	<b>04</b>	<b>3</b>	<b>S</b>	<b>01</b>
Torch abbreviation	Torch Model	Neck Type	Cable Package Length	Switch Type	Handle Size	Connector Type

**This Example:** EDS9 complete with a flex neck, 4m cable package, up/down switch, short handle and Euro-connection



## CK Worldwide European Diamond Series – Torch Options

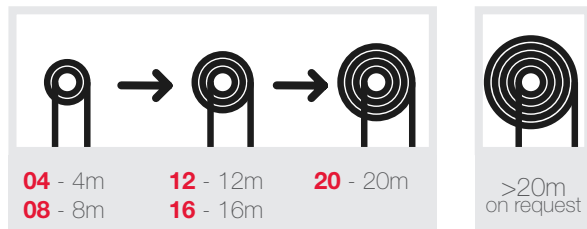
### EDS **XX** x x x x x x x – Torch Options



### EDS xx **X** x x x x x x – Neck Type Options



### EDS x x x **XX** x x x – Cable Package Length Options



### EDS x x x x x **X** x x x – Switch Options



### EDS x x x x x **X** x x – Handle Options



### EDS x x x x x x **XX**

#### Connector Options Quick List

Universal					
EU 1	SK35	13mm	x		01
EU 2	SK25	9mm	x		02
UK	BSP	3/8"	x		03
US 1	Air 1	3/8"x14 RH	x		04
US 2	Air 2	7/8"x14 RH	x		05
US 3	Water	7/8"x14 LH	x		06
EU 3	Air 1	1/4"	x		07

Manufacturer Specific		
Böhler	7pol	10
Castolin	7pol	11
CEA	6pol	12
Cebora	10pol	13
ESAB	2pol	14
ESAB	8pol	15
ESAB	x	16
ESS	5pol	17
ESS nut	5pol	18
EWM	5pol	19
EWM	8pol	20
France	2pol	21
Fronius nut	9pol	22
Fronius	9pol	23
Fronius	8pol	24
Jasic	9pol	25
Jasic	12pol	26
Kemppi	4pol	27
Kemppi	7pol	28
Lincoln	5pol	29
Lorch	5pol	30
L-TEC	5pol	31
Migatronik	7pol	32
Miller NW5	14pol	33
Miller 5/8	14pol	34
Rehm	7pol	35
Rehm	12pol	36
Rehm	19pol	37
Weco	5pol	38
Miller STH160	6pol	39
Megmeet	5pol	40
INE	10pol	41
INE	3pol	42



**Need a connector that isn't listed?**  
Contact us and we'll add it to the list.



#### Disclaimer

All references to genuine manufacturer's equipment numbers, and/or trade names or trademarks are for identification and convenience only. The trademarks and trade names are the property of their respective owners.



#### Connector Types & Cooling Versions

The air or water version of the connector is automatically determined by the torch type. More detailed information about connectors is provided on the following pages.





# Connection Interfaces

EWS connection interfaces are designed for maximum reliability and performance under demanding industrial conditions. Precision-fit components and rugged materials ensure leak-proof sealing, efficient current transmission, and stable fluid flow even under thermal stress and mechanical strain.



## Power Connections

### Design

Flexible, braided copper conductors housed in robust, low-resistance interfaces. The connectors are designed for high current loads, pulse resistance, and frequent movement. Contact zones are optimized for minimal heat generation and durable mechanical locking.

### Benefits

- High current-carrying capacity with minimal losses
- Reliable under frequent retooling and movement
- Safe and stable connection under peak loads
- Long service life, also when used with cooling systems



SK35 - 13mm



SK25 - 9mm



M12x1



3/8"



3/8" x 14 RH



7/8" x 14 RH



7/8" x 14 LH



Fronius Central



ZA ESAB



ZA-LTEC



ZA-Kemppi





## Water Connections

### Design

The water-cooled systems are equipped with the proven SUPERFLEX™ cable, featuring a high-strength braided outer layer and an inner insulation made from natural rubber. Offering excellent flexibility and mechanical durability, even under tight bending radii or drag chain conditions. Couplings are engineered for long-term drip resistance and remain stable under thermal and chemical stress. The system design also allows the return line to be used as a current conductor without causing thermal bottlenecks under high loads.

### Benefits

- High current-carrying capacity with low losses
- Reliable under frequent retooling and movement
- Safe connection even under peak loads
- Long service life, also in combination with cooling systems
- For optimal conductivity and material compatibility, the pH value of the coolant should be maintained between 7.0 and 8.5. We recommend using the antifreeze coolant (BA15-EVO) from Rhino Protection.



NW5



5/8" UNF LH




3/8"

### Sealing Caps

All water ports come equipped with high-quality sealing caps for safe delivery and handling.



Rhino Protection Coolant



Sealing Caps



## Gas Connections

### Design

Precision-engineered connectors with high-tolerance brass components and specialized multi-point crimping. Sealing surfaces are designed for permanent tightness without the need for sealing tape or secondary processing. High mechanical stability supports use under fluctuating temperatures.

### Benefits

- Durable, maintenance-free sealing
- Reduced microleakage and wear
- Time-saving installation without post-adjustments
- Stable performance in long-term industrial use



### Cooling Style &

Cooling connectors will be selected and assembled based on the cooling system of the ordered torch. Air cooled torches do not need extra connectors like water torches.



NW2.7



NW5



M10x1



5/8" x 18 RH



NW2.7M



1/8"



1/4"



3/8"



## General Connectors

EWS offers standardized control line interfaces designed for reliable signal transmission and easy integration into common automation systems. All connectors meet industrial safety standards and ensure secure, interference-free operation in demanding environments.

i

### Icons

- ⚡ Power Connection
- 💧 Water Connection
- 🔥 Gas Connection

**01**



**EU1 - SK35** NW5 💧  
⚡ SK35 - 13mm NW5 🔥

**02**




**EU2 - SK25** NW5 💧  
⚡ SK25 - 9mm NW5 🔥

**03**



**UK connection** 3/8" 💧  
⚡ 3/8" 3/8" 🔥

**04**



**US1 - Air** x 💧  
⚡ 3/8" x 14 RH 3/8" x 14 RH 🔥

**05**



**US2 - Air** x 💧  
⚡ 7/8" x 14 RH 7/8" x 14 RH 🔥

**06**



**US3 - Water** 5/8" x 18 LH 💧  
⚡ 7/8" x 14 LH 5/8" x 18 RH 🔥

## Manufacturer-Specific Interfaces

For selected OEM systems, EWS provides preconfigured control connectors tailored to proprietary interface standards. These solutions enable direct integration without adapter wiring and ensure full compatibility with the respective machine control architecture.

**10**




**Böhler – 7pol** NW5 💧  
⚡ SK35 - 13mm NW2.7 🔥

**11**



**Castolin – 7pol** NW5 💧  
⚡ SK35 - 13mm NW5 🔥

**12**



**CEA – 6pol** NW5 💧  
⚡ SK35 - 13mm NW5 🔥

**13**



**Cebora – 10pol** NW5 💧  
⚡ SK35 - 13mm 1/4" 🔥

**14**



**ESAB – 2pol** NW5 💧  
⚡ SK35 - 13mm 1/8" 🔥

**15**



**ESAB – 8pol** NW5 💧  
⚡ SK35 - 13mm 1/8" 🔥

## TIG – Connector Options

<b>16</b>  <b>ESAB</b> ⚡ ZA ESAB NW5 ZA ESAB	<b>17</b>  <b>ESS – 5pol</b> ⚡ SK35 - 13mm NW5 1/4"	<b>18</b>  <b>ESS – 5pol</b> ⚡ M12x1 3/8" 1/4"
<b>19</b>  <b>EWM – 5pol</b> ⚡ SK35 - 13mm NW5 1/4"	<b>20</b>  <b>EWM – 8pol</b> ⚡ SK35 - 13mm NW5 1/4"	<b>21</b>  <b>France – 2pol</b> ⚡ SK35 - 13mm NW5 M12x1
<b>22</b>  <b>Fronius – 9pol</b> ⚡ 3/8" 3/8" 1/4"	<b>23</b>  <b>Fronius – 9pol</b> ⚡ Fronius Central NW5 Fronius Central	<b>24</b>  <b>Fronius – 8pol</b> ⚡ Fronius Central NW5 Fronius Central
<b>25</b>  <b>Jasic – 9pol</b> ⚡ SK35 - 13mm NW5 NW5	<b>26</b>  <b>Jasic – 12pol</b> ⚡ SK35 - 13mm NW5 NW5	<b>27</b>  <b>Kempfi – 4pol</b> ⚡ 3/8" 3/8" 1/4"
<b>28</b>  <b>Kempfi – 7pol</b> ⚡ 1/4" MLS NW5 1/4" MLS	<b>29</b>  <b>Lincoln – 5pol</b> ⚡ SK35 - 13mm NW5 NW2.7	<b>30</b>  <b>Lorch – 5pol</b> ⚡ SK35 - 13mm NW5 NW2.7
<b>31</b>  <b>L-TEC – 5pol</b> ⚡ ZA-LTEC NW5 ZA-LTEC	<b>32</b>  <b>Migatronc – 7pol</b> ⚡ SK35 - 13mm NW5 NW2.7M	<b>33</b>  <b>Miller – 14pol</b> ⚡ SK35 - 13mm NW5 5/8UNF RH
<b>34</b>  <b>Miller – 14pol</b> ⚡ SK35 - 13mm 5/8UNF LH 5/8UNF RH	<b>35</b>  <b>Rehm – 7pol</b> ⚡ SK35 - 13mm NW5 NW2.7	<b>36</b>  <b>Rehm – 12pol</b> ⚡ SK35 - 13mm NW5 NW2.7
<b>37</b>  <b>Rehm – 19pol</b> ⚡ SK35 - 13mm NW5 NW2.7	<b>38</b>  <b>Weco – 5pol</b> ⚡ SK35 - 13mm NW5 M10x1	<b>i</b> <b>Disclaimer</b> <p>All references to genuine manufacturer's equipment numbers, and/or trade names or trademarks are for identification and convenience only. The trademarks and trade names are the property of their respective owners.</p>



## TIG – Connector Options



### „Shuffled“ Lists

For consistency reasons, every newly added connector has been placed at the end of the existing lists instead of being inserted at the alphabetically correct position. This ensures that all previously assigned serial numbers remain unchanged and valid.

07



**EU3 – Air 3**

⚡ 1/4"

x



1/4"

39



**Miller STH160 – 6pol**

⚡ SL2-25M - 9mm

x



SL2-25M

40



**Megmeet – 5pol**

⚡ SK35 - 13mm

NW5



9/16UNF RH

41



**INE – 10p**

⚡ SK35 - 13mm

NW5



1/4"

42



**INE – 3p**

⚡ SK35 - 13mm

NW5



1/4"



**Need a connector that isn't listed?**

Contact us and we'll add it to the list.

### Disclaimer and Copyright Notice

EWS European Welding Service GmbH reserves the right to modify this catalogue at any time without prior notice. The company cannot be held liable for any inaccuracies or variations resulting from ongoing product improvements. Such updates will be reflected in future editions.

References to manufacturers are provided for identification and compatibility purposes only. The mentioned products are compatible with the indicated brands but may not be original parts. All trademarks and brand names remain the property of their respective owners.

**Copyright © EWS European Welding Service GmbH**

All rights reserved. No part of this publication may be reproduced, stored, or transmitted without prior written permission.



## Official Starterkit

Each torch comes with a CK Starter Kit containing essential front-end consumables and basic spare parts. The kit provides everything needed to start welding right out of the box.

For a wider range of consumables, we offer an extensive selection of nozzles, cups, collets, and electrodes in various materials and sizes.

More details and electrode specifications are available in the [Tungsten Selector Guide \(PDF\)](#). You can find it in the CK Worldwide Section of our download page.

[www.ewsgmbh.com/downloads](http://www.ewsgmbh.com/downloads)



The contents of the CK Starter Kit vary slightly between 2 Series and 3 Series torches to match the respective torch size and consumable range.

Content (+ Amount)	2 Series Serials	3 Series Serials
1 x LaYrZr Tungsten 2,4mm	T3327GTM	T3327GTM
1 x Backcap	41V24	57Y02
1 x Collet Wedge	2C332GS	3C332GS
1 x Collet Body	13N28	10N32
1 x #6 Cup	13N10	10N48



# CONTACT US

For inquiries, cooperation,  
or product information our  
team is always ready to  
assist you.



Product Owner

**CK Worldwide, Inc.**  
3501 C St. NE  
Auburn, WA 98002 USA  
1.800.426.0877  
[help@ckworldwide.com](mailto:help@ckworldwide.com)  
[www.ckworldwide.com](http://www.ckworldwide.com)



Manufacturer & Distributor

**EWS European Welding Service GmbH**  
Dinnendahlstraße 24-26  
47533 Kleve, Germany  
+49 (0) 28 23 – 8 79 96 0  
[info@ewsgmbh.com](mailto:info@ewsgmbh.com)  
[www.ewsgmbh.com](http://www.ewsgmbh.com)